

# Welfare-Enhancing Central Bank Asset Purchases<sup>1</sup>

Andreas Schabert<sup>2</sup>

*University of Cologne*

This version: December 15, 2017

## **Abstract**

This paper shows that central bank asset purchases in secondary markets can enhance efficiency when agents are financially constrained. We develop a model with limited contract enforcement and idiosyncratic risk, where conventional monetary policies are neutral. Purchases of collateralized debt at above-market prices affect the allocation by changing relative prices and by driving a wedge between relevant returns for lenders and borrowers. Thereby, the central bank can correct for pecuniary externalities due to collateralized borrowing. Under aggregate risk, countercyclical asset purchases enhance welfare by mitigating financial amplification. Concretely, asset purchases should particularly ease credit conditions when asset prices are low.

*JEL classification:* E44, E52, D52, D62

*Keywords:* Unconventional monetary policy, financial constraints, pecuniary externalities, financial amplification

---

<sup>1</sup>The author is grateful to Klaus Adam, George-Marios Angeletos, Felix Bierbrauer, Kai Christoffel, Ester Faia, Fiorella DeFiore, Dean Corbae, Leo Kaas, Peter Karadi, Gernot Müller, Paul Pichler, Annukka Ristiniemi, Oreste Tristani, and other seminar participants at the European Central Bank, the 44. Monetary Policy Committee Meeting of the German Economic Association, the Bundesbank conference "Credit frictions and default in macroeconomics", and the CEP/SNB conference "Aggregate and distributive effects of unconventional monetary policies" for helpful comments and suggestions. Any views expressed are only those of the author and do not necessarily represent the views of the ECB or the Eurosystem. A previous version of this paper ("Optimal monetary policy, asset purchases, and credit market frictions", ECB working paper No. 1738) has been prepared by the author under the Wim Duisenberg Research Fellowship Programme sponsored by the ECB.

<sup>2</sup>University of Cologne, Center for Macroeconomic Research, Albertus-Magnus-Platz, 50923 Cologne, Germany, Phone: +49 221 470 2483, Email: schabert@wiso.uni-koeln.de.

# 1 Introduction

Do central bank asset purchases in secondary markets for private debt securities enhance or impede efficiency? The US Federal Reserve (Fed) and the European Central Bank (ECB), which have traditionally traded money in exchange for (short-term) treasuries, have recently included large-scale purchases of private debt securities in secondary markets into their set of policy instruments.<sup>3</sup> According to empirical evidence, central bank interventions in secondary markets, which have recently been conducted by the Fed and the ECB, have altered prices not only of purchased assets.<sup>4</sup> While theoretical analyses have focussed on beneficial effects of unconventional monetary policies in crisis times,<sup>5</sup> this paper examines if there is a welfare-enhancing role of central bank asset purchases even when financial market are not unusually stressed. The usefulness of these types of interventions is per se questionable, given that they might reduce efficiency due to adverse effects of price distortions. As the main novel contribution, we show that central bank purchases of collateralized debt can affect market prices in a way that mitigates amplification induced by frictional constraints (see Lorenzoni, 2008, Stein, 2012, Davila and Korinek, 2017). We show that this cannot be achieved by changes in the nominal interest rate or the inflation target, indicating that asset purchases can complement conventional monetary policies to enhance allocative efficiency.

The impact of asset purchases on market prices has distributional consequences, i.e. different effects on holders and issuers of debt, which are in principle ambiguous.<sup>6</sup> If, for example, a central bank offers a favorable price for specific assets in secondary markets, one might suppose that primarily agents who hold and sell these assets (i.e. savers or lenders) gain from this intervention. This argument, however, neglects that these agents,

---

<sup>3</sup>For example, the Fed purchased large positions of MBS in 2009 and 2012, while the ECB is purchasing ABS and corporate sector bonds since 2014.

<sup>4</sup>Krishnamurthy and Vissing-Jorgensen (2011), Krishnamurthy et al. (2017), and Szczerbowicz (2015) provide evidence on price effects via different channels of asset purchase programmes conducted by the Fed and the ECB.

<sup>5</sup>Several studies have shown that unconventional monetary policy measures like direct central bank lending and purchases of equity or treasuries can be beneficial when agents face extraordinary high costs of financial intermediation or of asset liquidation (see, e.g. Curdia and Woodford, 2011, Gertler and Karadi, 2011, Del Negro et al., 2016, or Woodford, 2016).

<sup>6</sup>Studies on distributional effects of monetary policy have mainly focussed on conventional policies (see, e.g., Auclert, 2016, and references therein), which are, by construction, neutral in our model.

who receive liquid funds (central bank money) in exchange for less liquid assets, might further use/invest the proceeds, such that market prices and other participants in financial markets are also affected. Thus, in tranquil times, when neither asset liquidation nor liquidity hoarding is urgent, the price effects of central bank asset purchases are central and their distributional consequences are non-trivial. Concretely, borrowers might gain when the pass-through of favorable prices of central bank asset purchases reduce the costs of borrowing, which has been aimed and observed as a consequence of recent asset purchases programmes.<sup>7</sup>

We show that central bank purchases of private debt securities can enhance social welfare in an environment where financial markets are not unusually stressed by crises. Instead, we recognize that financial markets are regularly characterized by frictions, i.e. by binding financial constraints of the type suggested by Kiyotaki and Moore (1997), which induce deviations from first best and lead to (constrained) inefficiencies due to pecuniary externalities of asset trades (see Davila and Korinek, 2017). Price effects of secondary market interventions, which cannot be reproduced by conventional monetary policies, can correct for these pecuniary externalities and can particularly benefit constrained borrowers. Specifically, we show that lenders (i.e. the holders of eligible assets) can be incentivized to increase their supply of funds by the central bank offering an above-market price for debt securities. This leads to a wedge between the effective real interest rate for borrowers and lenders, which can be used to address pecuniary externalities equivalent to a Pigouvian subsidy on borrowing. Concretely, the real interest rate for borrowers falls, in accordance with empirical evidence on recent asset purchase programmes,<sup>8</sup> whereas the lenders' effective real return on debt securities rises with central bank interventions. Moreover, asset purchases can further alleviate the borrowing constraint by increasing the available amount of loanable funds. Nonetheless, central bank asset market interventions are not in general welfare-enhancing, since adverse effects of

---

<sup>7</sup>ECB purchases of ABS in 2014 were expected to "facilitate credit conditions" (ECB press release, 2nd Oct. 2014). Hancock and Passmore (2011) report that Fed's MBS purchases in 2008 do not only affect MBS yields, but also reduced mortgage rates.

<sup>8</sup>Specifically, the loan rate falls by a reduction in the (il-)liquidity premium, which accords to empirical evidence on price effects of US Federal Reserve asset purchases (see Gagnon et al., 2011). The response of the liquidity premium is further consistent with Krishnamurthy and Vissing-Jorgensen's (2012) findings.

distortive changes in relative prices can dominate gains from easing credit conditions.

We develop a simple incomplete market model where private agents face idiosyncratic preference shocks and borrow/lend among each other in terms of collateralized debt. The model is not intended to provide a description of a policy measure implemented in a specific episode, but is rather aimed to explore potential efficiency gains from applying a particular monetary policy instrument. While the main effects of asset purchases can also be illustrated in a real (non-monetary) model, which is shown in the Appendix, we specify a monetary economy to account for the fact that the central bank can only trade assets against money (rather than real commodities). To isolate the effects of asset purchases in secondary markets and to present the main results in a transparent way, we abstract from financial intermediation and endogenous production, implying that conventional monetary policy actions do not affect the equilibrium allocation. We take a traditional view on central bank money regarding its special role to settle transactions and assume, for convenience, that money serves as the unique means of payment of non-durable consumption goods (see Lucas and Stokey, 1987). We further assume that agents differ with regard to their valuation of non-durable consumption goods, giving rise to borrowing/lending in terms of money. As the main friction, we consider that contract enforcement is limited, such that lending relies on the borrower's ability to pledge collateral (as in Kiyotaki and Moore, 1997). The central bank supplies money only against eligible assets, which solely consist of treasury securities under a conventional monetary policy regime. In addition, we account for the possibility of central bank purchases of collateralized loans in secondary markets.<sup>9</sup> When the monetary policy rate, i.e. price of money in terms of eligible assets, is set below the marginal rate of intertemporal substitution, eligible assets are scarce and money supply is effectively rationed, such that Wallace's (1981) irrelevance result for open market operations does not apply. Lenders participate in asset purchases programs when the central bank offers an above-market price, while they supply the proceeds to borrowers leading to a lower loan rate than without asset purchases.

---

<sup>9</sup>In contrast to related studies on unconventional policies (see, for example, Curdia and Woodford, 2011, or Gertler and Karadi, 2011), the central bank does – as in reality – not directly trade with ultimate borrowers.

To facilitate aggregation and to enable the derivation of analytical results, we apply linear-quadratic preferences and define a competitive equilibrium with a representative lender and a representative borrower. In contrast to conventional monetary policy measures (e.g. changes in the policy rate or in the inflation target), asset purchases are non-neutral by altering prices and quantities that affect borrowers and lenders in different ways. To isolate these effects, we first examine a non-monetary intervention that asymmetrically affects the relevant real interest rates of borrowers and lenders, and can be examined in a more straightforward way than an asset purchase regime (where the central bank has more instruments at its disposal). Specifically, we show that a (Pigouvian) subsidy on debt, which is financed by a lump-sum tax on borrowers and, therefore, only affects marginal costs of borrowing, enhances efficiency by addressing pecuniary externalities under a binding collateral constraint. Precisely, agents do not internalize positive feedback loop between collateral demand, prices, and the borrowing capacity, which qualitatively corresponds to the pecuniary externalities in Stein (2012), Bianchi and Mendoza (2017), or Davila and Korinek (2017), where occasionally binding collateral or fire sale constraints are considered.<sup>10</sup> We then establish that a central bank can exactly replicate the Pigouvian subsidy on debt by an asset purchase policy where collateralized loans are purchased at an above-market price. Further, we show that – compared to the constrained efficient allocation under the Pigouvian subsidy – central bank asset purchases can implement welfare-dominating allocations. The reason is that the central bank does not only alter real interest rates (like the Pigouvian subsidy), but also changes the total supply of funds that is available for lending. Thereby, it induces an increase in the price of collateral relative to non-durables, which tends to alleviate the borrowing constraint. This second effect of asset purchases relies on the assumption that money is essential and can in principle be reproduced by an additional subsidy for housing.<sup>11</sup>

---

<sup>10</sup>Like in these studies, which focus on ex-ante policies under financial constraints that only bind in crises states, the financial constraint here induces a positive feedback between the price and the demand for collateral and the borrowing capacity. However, we consider regularly binding financial constraints, as Kiyotaki and Moore (1997) or Iacoviello (2005), and examine ex-post policies that are introduced while borrowers are constrained. As in Bianchi (2016) and Jeanne and Korinek (2016), we show that borrowers should be subsidized when borrowing constraints are binding.

<sup>11</sup>In the Appendix, we relate the monetary instruments under asset purchases to fiscal instruments in a corresponding real economy.

While an asset purchase policy endows the policy maker with more instruments (than a Pigouvian subsidy on debt), first best cannot be implemented, since borrowing can in general not be stimulated without distorting relative prices.<sup>12</sup>

To provide numerical examples for welfare-enhancing policy interventions, we apply a CRRA utility function. While the latter facilitates the calibration of the model, we rely on pooled end-of-period funds within households (as in Lucas and Stokey, 1987, or Woodford, 2016) when defining a competitive equilibrium with representative borrowers and lenders. For this model version, which differs from the previous one solely by the agents' utility function, we confirm the main results derived before. Quantitatively, we find that asset purchases can increase social welfare (measured in consumption equivalents) by up to 1% compared to the laissez faire case, while the largest contribution (about 0.9%) stems from the Pigouvian subsidy. We further introduce aggregate risk in form of a stochastic aggregate income and examine welfare effects of state-contingent policy interventions. We find that asset purchases should be conducted in a countercyclical way, such that borrowing is particularly stimulated in adverse states. The reason is that under adverse shocks borrowers suffer not only from a reduction in income, but also from a decline in the price of collateral (i.e. the price of housing). Countercyclical asset purchases then stimulate (dampen) borrowing and thus borrowers' consumption in situations where the borrowing capacity is reduced (enhanced), which mitigates financial amplification. Thus, asset purchases can in principle support prudential policies that aim at reducing the economy's vulnerability in crisis times by reducing debt ex-ante (see Stein, 2012, or Bianchi and Mendoza, 2017); an explicit analysis of this interaction being an issue for future research.

Our analysis of central bank purchases of private debt securities in secondary markets relates to studies on other types of unconventional monetary policies by Curdia and Woodford (2011) and Gertler and Karadi (2011), who show that direct central bank lending to ultimate borrowers can be effective if financial market frictions are sufficiently severe. Using an estimated preferred habitat model, Chen et al. (2012) find that changing

---

<sup>12</sup>Concretely, the central bank can simultaneously control the volume and the price of asset purchases. To ensure a non-trivial policy analysis, we assume that fiscal policy supplies debt securities in an ad-hoc way, ruling out the possibility of households to self-insure against liquidity risk.

the composition of treasury debt as under US Federal Reserve large scale asset purchase programs during the financial crisis had moderate GDP growth and inflation effects. Del Negro et al. (2016) examine government purchases of equity in response to an adverse shock to resaleability and show that the introduction of this type of policy after 2008 have prevented the US economy from a repeat of the Great Depression. Woodford (2016) assess the impact of central bank purchases of long-term treasuries in a cash-in-advance model with a positive probability of crisis states and Stein's (2012) fire sale model. In contrast to our paper, these studies do not examine purchases of private debt in secondary markets and focus on the effects of unconventional policies on aggregate demand under stressed financial markets. Our paper further relates to Araújo et al. (2013), who show that asset purchases can exert ambiguous welfare effects under endogenous collateral constraints. In contrast to our paper, where asset purchases affect prices via a liquidity premium stemming from the role of money as a means of payment, there is no special role for currency in their model. The liquidity premium effects, by which central bank debt purchases alters asset prices in our model, are similar to the effects of central bank treasury purchases on the term premium in Williamson (2016). The specification of central bank operations in our paper relates to Schabert (2015), who examines welfare gains from money rationing in a New Keynesian model without idiosyncratic shocks and with frictionless financial markets. Our analysis of borrowing subsidies relates to Correia et al. (2015), who apply a representative agent model with frictional intermediation due to costly enforcement. They show that credit subsidies are desirable and – in contrast to our analysis – superior to monetary policy measures. Finally, our analysis of state contingent asset purchases under financial frictions relates to the analysis of other types of ex-post policies, like bailouts, which Bianchi (2016) and Jeanne and Korinek (2016) show to be beneficial when pecuniary externalities become relevant under binding financial constraints.

In Section 2, we present the model. Section 3 provides analytical results on welfare-enhancing financial market interventions. In Section 4, we present numerical examples and analyze state-contingent asset purchases under aggregate risk. Section 5 concludes.

## 2 The model

In this Section, we develop an incomplete markets model with idiosyncratic preference shocks and limited contract enforcement. Major parts of the model are specified in a deliberately simple way, while it exhibits features that we view as necessary to suitably account for the way central banks have implemented asset purchase programmes. We abstract from financial intermediation, while we take a traditional view on money demand and consider that central bank money is essential because of its unique role for transactions. Concretely, money serves as the exclusive means of payment for non-durable goods and debt contracts are only available in nominal terms. To focus on the effects of asset purchases, we disregard endogenous production and price rigidities, such that conventional monetary policy measures are neutral. We explicitly model the supply of central bank money and assume that money is supplied by the central bank only in exchange for eligible assets, which solely consist of short-run treasury securities under a conventional monetary policy regime. Our particular focus is on the market for loans, where agents can – due to limited enforcement of debt contracts – only borrow against collateral and where the central bank can influence prices by purchasing collateralized loans from lenders.

### 2.1 Overview

The economy consists of households, a central bank, and a government. Households enter a period with money holdings and government bonds, and dispose of an exogenously given income. They can further hold a durable good (housing), which is supplied at a fixed amount. At the beginning of each period, open market operations are conducted, where the central bank sells or purchases assets outright or supplies money under repurchase agreements (repos) against treasury securities at the policy rate. Then, idiosyncratic preference shocks are realized and, subsequently, housing is traded. Households with a high realization of the preference shock tend to consume more than households with a low realization of the preference shock. Given that money serves as a means of payment for cash goods (non-durable goods), the former tend to borrow money from the latter. We assume that loan contracts cannot be enforced, such that only collateralized loans



are feasible. As the primary object of our analysis, we consider that these collateralized loans might be purchased by the central bank from lenders, such that the proceeds are available to extend loan supply. After cash goods are traded, labor income is paid, repos are settled, and subsequently the asset market opens. In the asset market, borrowing agents repay collateralized loans, the government issues new bonds, and the central bank reinvests earnings from maturing bonds.

The central bank sets the price of money (i.e. the policy rate), decides on the amount of money that is supplied against treasuries in open market operations and via purchases of loans, and it transfers interest earnings to the government. The government issues one period bonds in an ad-hoc way and has access to lump-sum transfers.<sup>13</sup> The effects of asset purchases will rely on rationed money supply, i.e. on money being supplied by the central bank only against eligible assets that are not unboundedly available.<sup>14</sup> By setting the price of money below agents' marginal valuation of money, the central bank can induce a scarcity of money as well as of eligible assets (i.e. treasuries and collateralized loans), and can influence asset prices.

## 2.2 Private sector

There are infinitely many and infinitely lived households  $i$  of measure one, which are characterized by identical initial stocks of wealth. Their utility increases with consumption  $c_{i,t}$  of a non-durable good and holdings of a durable good, i.e. housing  $h_{i,t}$ ; the supply of the latter being normalized to one. Households provide a fixed working time and receive labor income from non-durable goods producing firms, where each household receives income  $y_i$ , where  $y_{i,t} = y_t$  and  $y_t$  denotes aggregate income that is exogenously determined with mean one. Households can differ with regard to their marginal valuation of consumption of the non-durable good due to preference shocks  $\epsilon_i > 0$ , which are i.i.d. across households and time. The instantaneous utility function  $u_{i,t}$  of a household  $i$  is

---

<sup>13</sup>The government might further introduce a Pigouvian tax/subsidy as a means of financial market intervention, which will be examined in Section 3.2

<sup>14</sup>Under money rationing, the central bank can simultaneously control the price and the amount of money, and can thereby implement welfare dominating allocations compared to policy regimes that satiate money demand (see Schabert, 2015).

given by

$$u_{i,t} = u(\epsilon_i, c_{i,t}, h_{i,t}), \quad (1)$$

where  $h_{i,t}$  denotes the end-of-period stock of housing. We assume that  $u_{i,t}$  is strictly increasing, concave, and separable in consumption and housing. The idiosyncratic shock  $\epsilon_i$  exhibits two possible realizations,  $\epsilon_i \in \{\epsilon_l, \epsilon_b\}$ , with mean one, equal probabilities  $\pi_\epsilon = 0.5$ , and  $\epsilon_l < \epsilon_b$ . Households rely on money for purchases of non-durable goods, whereas we treat housing as a "credit good" (see Lucas and Stokey, 1987). They hold money  $M_{i,t-1}^H$  at the beginning of each period and they can acquire additional money  $I_{i,t}$  from the central bank, for which they hold eligible assets. Specifically, households can get money  $I_{i,t}$  from the central bank in open market operations, where money is supplied against treasury securities  $B_{i,t-1}$  discounted with the policy rate  $R_t^m$ :

$$0 \leq I_{i,t} \leq \kappa_t^B B_{i,t-1} / R_t^m. \quad (2)$$

The central bank supplies money against a fraction  $\kappa_t^B \geq 0$  of randomly selected bonds under repurchase agreements as well as outright operations (see Section 2.3), implying that the non-negativity in (2) does not rule out deflationary paths. In contrast to purchases of private debt, purchases of public debt can affect the allocation only via an increase in the supply of money, while associated effects on the interest rate on treasuries will be irrelevant for the equilibrium allocation. When household  $i$  draws the realization  $\epsilon_b$  ( $\epsilon_l$ ), which materializes after treasury open market transactions are conducted,<sup>15</sup> it is willing to consume more (less) than households who draw  $\epsilon_l$  ( $\epsilon_b$ ). Hence,  $\epsilon_b$ -type households tend to borrow an additional amount of money from  $\epsilon_l$ -type households. We assume that borrowing and lending among households only takes place in form of short-term nominal debt at the price  $1/R_t^L$ . Following Jermann and Quadrini (2012), we assume – for convenience – that loan contracts are signed at the beginning of the period and repaid at the end of each period. We account for the fact that enforcement of debt contracts is limited and that agents have to pledge collateral, i.e. housing, to be able to borrow. Following Kiyotaki and Moore (1997), we consider that the threat of repudiation enable

---

<sup>15</sup>The assumption that preference shocks are realized after money is supplied in open market operations against treasuries is only relevant for the case where the money supply constraint (2) is not binding.

borrowers to renegotiate the debt contract, such that lenders do not allow the size of debt repayment to exceed the value of collateral. Specifically, households can borrow the amount  $-L_{i,t} > 0$  up to the liquidation value of their housing stock at the end of the period (when loans mature),

$$-L_{i,t} \leq zP_tq_t h_{i,t}, \quad (3)$$

where  $P_t$  denotes the aggregate price level,  $q_t$  the real housing price, and  $z \in (0, 1)$  the exogenous liquidation share of collateral. Notably, the value of collateral depends on the housing price (see 3), which will in equilibrium be affected by agents' demand for housing. This effect is not internalized by individual agents (borrowers) and gives rise to the kind of welfare-reducing pecuniary externality that threatens financial stability in Stein (2012) or Davila and Korinek (2017).

As the main object of our analysis, we consider that the possibility that the central bank purchases collateralized loans in addition to treasuries. In particular, after the preference shocks are realized and loan contracts are signed, the central bank offers money in exchange for a randomly selected fraction  $\kappa_t \in [0, 1]$  of collateralized loans at the price  $1/R_t^m$ :

$$0 \leq I_{i,t}^L \leq \kappa_t L_{i,t} / R_t^m. \quad (4)$$

By purchasing loans, the central bank can thus influence lenders' valuation of collateralized loans and can induce an increase in the amount of money that is available for loan supply. For this, the price  $1/R_t^m$  that the central bank pays and its relation to the market price  $1/R_t^L$  are obviously decisive. We assume that loan purchases are conducted in form of repos, where loans are repurchased by lenders before they mature (such that lenders earn the interest on loans). After loans are issued and asset purchases are conducted, the market for non-durables opens. Money is assumed to serve as the means of payment for non-durable goods, for which household  $i$  can use money holdings  $M_{i,t-1}^H$  as well as new injections  $I_{i,t}$  and  $I_{i,t}^L$  plus/minus loans, such that the cash-in-advance constraint for household  $i$  is

$$P_t c_{i,t} \leq I_{i,t} + I_{i,t}^L + M_{i,t-1}^H - L_{i,t} / R_t^L. \quad (5)$$

It should be noted that the previous constraints (2)-(5) are affected by various prices,

which are taken as given by private agents. In particular, they do not take into account that their behavior might affect the prices of housing  $q_t$  (see 3) and of loans  $1/R_t^L$  (see 5). These pecuniary externalities, which will be relevant for the allocation of resources in equilibrium, can be addressed by policy interventions in a welfare-enhancing way (see Section 3.2).

After consumption goods are traded, labor income is paid out in cash. Before the asset market opens, repurchase agreements are settled, i.e. agents buy back loans and treasuries under repos from the central bank, and transfers are paid. In the asset market, households repay intraperiod loans, invest in treasuries, and might trade assets among each other. Thus, the budget constraint of household  $i$  is

$$\begin{aligned} M_{i,t-1}^H + B_{i,t-1} + L_{i,t} (1 - 1/R_t^L) + P_t y_t + P_t \tau_t & \quad (6) \\ \geq M_{i,t}^H + (B_{i,t}/R_t) + (I_{i,t} + I_{i,t}^L) (R_t^m - 1) + P_t c_{i,t} + P_t q_t (h_{i,t} - h_{i,t-1}), & \end{aligned}$$

where  $1/R_t$  denotes the price of treasuries and  $\tau_t$  the lump-sum government transfer. Maximizing  $E \sum_{t=0}^{\infty} \beta^t u_{i,t}$ , where the discount factor satisfies  $\beta \in (0, 1)$ , subject to (1)-(6) taking prices as given, leads to the following first order conditions for consumption, holdings of treasuries and money, and additional money from treasury open market operations  $\forall i \in \{b, l\}$  :

$$u'(\epsilon_i, c_{i,t}) = \lambda_{i,t} + \psi_{i,t}, \quad (7)$$

$$\lambda_{i,t} = \beta R_t E_t [(\lambda_{i,t+1} + \kappa_{t+1}^B \eta_{i,t+1}) / \pi_{t+1}], \quad (8)$$

$$\lambda_{i,t} = \beta E_t [(\lambda_{i,t+1} + \psi_{i,t+1}) / \pi_{t+1}], \quad (9)$$

$$\bar{E}_t \psi_{i,t} = (R_t^m - 1) \bar{E}_t \lambda_{i,t} + \bar{E}_t R_t^m \eta_{i,t}, \quad (10)$$

where  $\pi_t$  denotes the inflation rate and  $\bar{E}_t$  the expectations at the beginning of period  $t$  before individual shocks are drawn. Further,  $\lambda_{i,t} \geq 0$  is the multiplier on the asset market constraint (6),  $\eta_{i,t} \geq 0$  the multiplier on the money supply constraint (2), and  $\psi_{i,t} \geq 0$  the multiplier on the cash-in-advance constraint (5), where all constraints are expressed in real terms. Condition (8) indicates that the interest rate on government bonds is affected by a liquidity premium, stemming from the possibility to exchange a fraction  $\kappa_t^B$

of bonds in open market operations (see 2). Condition (10) for money supplied against treasuries reflects that idiosyncratic shocks are not revealed before treasury open market operations are initiated. Further, the following type-specific first order conditions for loans and housing have to be satisfied, for borrowers

$$\lambda_{i,t} (1 - 1/R_t^L) - (\psi_{i,t}/R_t^L) + \zeta_{i,t} = 0, \quad (11)$$

$$u'(h_{i,t}) + \zeta_{i,t} z q_t + \beta E_t q_{t+1} \lambda_{i,t+1} - q_t \lambda_{i,t} = 0, \quad (12)$$

and for lenders, where we additionally consider the first order condition for money acquired from loan purchases  $I_{l,t}^L$ ,

$$\lambda_{i,t} (1 - 1/R_t^L) - (\psi_{i,t}/R_t^L) + \mu_{i,t} \kappa_t = 0, \quad (13)$$

$$u'(h_{i,t}) + \beta E_t q_{t+1} \lambda_{i,t+1} - q_t \lambda_{i,t} = 0, \quad (14)$$

$$-\lambda_{i,t} (1 - 1/R_t^m) + (\psi_{i,t}/R_t^m) - \mu_{i,t} = 0, \quad (15)$$

Note that differences between the first order conditions for borrowers and lenders are due to the multiplier  $\zeta_{i,t} \geq 0$  on the collateral constraint (3), which is only relevant for borrowers, and the multiplier  $\mu_{i,t} \geq 0$  on the money supply constraint (4), which restricts loan purchases and is therefore only relevant for lenders. Condition (15), which describes the agents' willingness to sell loans to the central bank, is evidently also exclusively relevant for lenders. The conditions (11) and (13) further show that the multiplier on the cash-in-advance constraint (5) is positive if the loan rate  $R_t^L$  exceeds one, as the latter measures the price of cash goods. Further, the associated complementary slackness conditions,<sup>16</sup> as well as (2)-(5), (6) as an equality, and the associated transversality conditions hold.

Notably,  $\lambda_{i,t} \geq 0$ ,  $\psi_{i,t} \geq 0$ , (10), and (15) imply that the policy rate is bounded from below by  $R_t^m \geq 1$ , if the money supply constraints (2) and (4) are not binding,  $\eta_{i,t} = \mu_{i,t} = 0$ . However, if there are binding,  $\mu_{i,t} > 0$  and  $\eta_{i,t} > 0$ , which will be the

---

<sup>16</sup>Specifically, complementary slackness conditions are given by  $\eta_{i,t} [\kappa_t^B b_{i,t-1} (\pi_t R_t^m)^{-1} - i_{i,t}] = 0$ ,  $\zeta_{i,t} [z q_t h_{i,t} + l_{i,t}] = 0$ ,  $\mu_{i,t} [\kappa_t l_{i,t}/R_t^m - i_{i,t}^L] = 0$ , and  $\psi_{i,t} [i_{i,t} + i_{i,t}^L + m_{i,t-1}^H - (l_{i,t}/R_t^L) - c_{i,t}] = 0$ , where the real variables are given by  $b_{i,t} = B_{i,t}/P_t$ ,  $l_{i,t} = L_{i,t}/P_t$ ,  $m_{i,t}^H = M_{i,t}^H/P_t$ ,  $i_{i,t} = I_{i,t}/P_t$ ,  $i_{i,t}^L = I_{i,t}^L/P_t$ .

case under an effective asset purchase policy (see Section 2.4), a policy rate below one,  $R_t^m < 1$ , is also feasible. Moreover, a nominal loan rate  $R_t^L$  below one is also feasible, which requires a binding collateral constraint  $\zeta_{i,t} > 0$  (see 11). Hence, a zero lower bound on nominal interest rates does not generally apply in this model.

Combining (7) and (9) to  $\frac{\psi_{i,t}}{u'(\epsilon_i, c_{i,t})} = 1 - \beta \frac{E_t[u'(\epsilon_i, c_{i,t+1})/\pi_{t+1}]}{u'(\epsilon_i, c_{i,t})}$  shows that the liquidity constraint (5) is binding when the nominal marginal rate of intertemporal substitution  $\frac{u'(\epsilon_i, c_{i,t})}{\beta E_t[u'(\epsilon_i, c_{i,t+1})/\pi_{t+1}]}$  exceeds one. Further, the money supply constraint (4) is binding,  $\mu_{i,t} > 0$ , implying that lenders are willing to refinance loans at the central bank to the maximum amount, when this allows to extract rents. This is the case when the policy rate  $R_t^m$  is lower than the loan rate  $R_t^L$ , which can be seen from combining (15) with (7), (9), and (18) to

$$\frac{\mu_{i,t}}{u'(\epsilon_i, c_{i,t})} = \frac{1}{1 - \kappa} \left( \frac{1}{R_t^m} - \frac{1}{R_t^L} \right). \quad (16)$$

If, however, the policy rate equals the loan rate,  $R_t^m = R_t^L$ , lenders have no incentive to refinance loans at the central bank and (4) becomes slack (see 16). Thus, only if the central bank offers a price for loans  $1/R_t^m$  that exceeds the market price  $1/R_t^L$ , lenders are willing to sell collateralized loans until the money supply constraint (4) is binding ( $\mu_{i,t} > 0$ ). Notably, lenders can thereby be incentivized to raise their supply of loans, while they do not take into account the impact of asset purchases on market prices.

The conditions for loan demand (11) and loan supply (15) reveal that the credit market allocation can be affected by the borrowing constraint (for  $\zeta_{i,t} > 0$ ) as well as by central bank loan purchases (for  $\mu_{i,t} > 0$ ). The borrowers' demand condition for loans (11) can – by using (7), (9), and (15) – be rewritten as

$$\frac{1}{R_t^L} = \beta \frac{E_t[u'(\epsilon_i, c_{i,t+1})/\pi_{t+1}]}{u'(\epsilon_i, c_{i,t})} + \frac{\zeta_{i,t}}{u'(\epsilon_i, c_{i,t})}. \quad (17)$$

Hence, a positive multiplier  $\zeta_{i,t}$  tends to raise the RHS of (17), implying a relative increase in current marginal utility of consumption, which can be mitigated by a lower loan rate. Put differently, under a binding borrowing constraint (3) the borrowers' nominal marginal rate of intertemporal substitution exceeds the loan rate. Further, the lenders' loan supply

condition (13) can – by using (7) and (9) – be written as

$$\frac{1}{R_t^L} = \kappa_t \cdot \frac{1}{R_t^m} + (1 - \kappa_t) \cdot \beta \frac{E_t[u'(\epsilon_i, c_{i,t+1})/\pi_{t+1}]}{u'(\epsilon_i, c_{i,t})}. \quad (18)$$

Condition (18) implies that the loan rate depends on the lender’s nominal marginal rate of intertemporal substitution as well as on the policy rate  $R_t^m$ , if the central bank purchases loans,  $\kappa_t > 0$ . According to (18), a higher share of purchased loans  $\kappa_t$  for a given policy rate  $R_t^m < R_t^L$ , or a lower policy rate  $R_t^m$  for a given share of purchased loans,  $\kappa_t > 0$ , tend to reduce the loan rate, while the loan rate approaches the policy rate,  $R_t^L \rightarrow R_t^m$ , for  $\kappa_t \rightarrow 1$ . Rewriting (18) as  $\frac{1}{R_t^L} \cdot \frac{1 - \kappa_t R_t^L / R_t^m}{1 - \kappa_t} = \beta \frac{E_t[u'(\epsilon_i, c_{i,t+1})/\pi_{t+1}]}{u'(\epsilon_i, c_{i,t})}$  shows that the term  $\frac{1 - \kappa_t R_t^L / R_t^m}{1 - \kappa_t}$  drives a policy induced wedge between the interest rates rates that are relevant for borrowers and lenders.

Further note that (7), (9), and (10) imply  $\frac{\bar{E}_t \eta_{i,t}}{\bar{E}_t u'(\epsilon_i, c_{i,t})} = \frac{1}{R_t^m} - \beta \frac{\bar{E}_t [u'(\epsilon_i, c_{i,t+1})/\pi_{t+1}]}{\bar{E}_t u'(\epsilon_i, c_{i,t})}$ , where the term  $\frac{\beta \bar{E}_t [u'(\epsilon_i, c_{i,t+1})/\pi_{t+1}]}{\bar{E}_t u'(\epsilon_i, c_{i,t})}$  cannot be larger than the inverse of the loan rate  $1/R_t^L$  (see 17 and 18). Thus, a policy rate satisfying  $1 \leq R_t^m < R_t^L$  ensures that money is scarce, such that the liquidity constraint (5) is binding, and that agents liquidate all available bonds, such that the money supply constraint (2) is binding as well as (4). Money supply is then effectively constrained by the available amount of eligible assets, i.e. bonds and collateralized loans. If however the central bank supplies money in an unrestricted way at the policy rate  $R_t^m$ , the nominal marginal rate of intertemporal substitution will be equal to the latter and asset purchases are neutral.

## 2.3 Public sector

The government issues nominal bonds at the price  $1/R_t$  and pays lump-sum transfers  $\tau_t$ , while we abstract from government spending and issuance of long-term debt. We assume that the government cannot redistribute funds directly from lenders to borrowers. In Section 3.2, we further introduce a borrowing tax/subsidy as a means of financial market intervention, which is not specified here, for convenience. As described above, short-term government bonds serve as eligible assets for central bank operations. Hence, sufficiently large holdings of treasuries can in principle support self-insurance against illiquidity risk (see also Woodford, 1990) and thereby the implementation of the first best allocation.

To ensure a non-trivial policy analysis, the supply of short-term government bonds does not support the implementation of the first best allocation and is exogenous to the state of the economy. Specifically, the total amount of short-term government bonds  $B_t^T$  grows at a rate  $\Gamma > 0$ ,

$$B_t^T = \Gamma B_{t-1}^T, \quad (19)$$

given  $B_{-1}^T > 0$ . The government further receives seigniorage revenues  $\tau_t^m$  from the central bank, such that its budget constraint reads  $(B_t^T/R_t) + P_t\tau_t^m = B_{t-1}^T + P_t\tau_t$ . Due to the existence of lump-sum transfers/taxes, which balance the budget, fiscal policy will be irrelevant for the equilibrium allocation, except for the supply of treasuries (19).<sup>17</sup>

The central bank supplies money in open market operations either outright or temporarily via repos against treasuries,  $M_t^H$  and  $M_t^R$ . It can further increase the supply of money by purchasing collateralized loans from lenders,  $I_t^L$ , i.e. it conducts repos where collateralized loans serve as collateral. At the beginning of each period, its holdings of treasuries and the stock of outstanding money are given by  $B_{t-1}^c$  and  $M_{t-1}^H$ . It then receives treasuries and loans in exchange for money. Before the asset market opens, where the central bank rolls over maturing assets, repos in terms of treasuries and collateralized loans are settled. Hence, its budget constraint reads  $(B_t^c/R_t) - B_{t-1}^c + P_t\tau_t^m = R_t^m (M_t^H - M_{t-1}^H) + (R_t^m - 1) (I_t^L + M_t^R)$ , showing that the central bank earns interest from bonds purchased outright and by supplying money in open market operations. The central bank transfers its interest earnings from asset holdings and from open market operations to the government,  $P_t\tau_t^m = (1 - 1/R_t) B_t^c + R_t^m (M_t^H - M_{t-1}^H) + (R_t^m - 1) (I_t^L + M_t^R)$ . Thus, the budget constraint implies that central bank asset holdings evolve according to  $B_t^c - B_{t-1}^c = M_t^H - M_{t-1}^H$ . Further assuming that initial values for its assets and liabilities satisfy  $B_{-1}^c = M_{-1}^H$ , gives the central bank balance sheet

$$B_t^c = M_t^H. \quad (20)$$

The central bank has four instruments at its disposal. It sets the policy rate  $R_t^m$  and can

---

<sup>17</sup>Note that the growth rate  $\Gamma$  might affect the long-run inflation rate if the money supply constraint (2) is binding. As shown in Appendix C, the central bank can nonetheless implement a desired inflation target by suited long-run adjustments of its money supply instruments.



decide how much money to supply against a randomly selected fraction of treasuries, for which it can adjust  $\kappa_t^B \in (0, 1]$ . The central bank can further decide whether it supplies money in exchange for treasuries either outright or temporarily via repos. Specifically, it controls the ratio of treasury repos to outright purchases  $\Omega_t > 0 : M_t^R = \Omega_t M_t^H$ , where a sufficiently large value for  $\Omega_t$  ensures that injections are always positive,  $I_{i,t} > 0$ . Finally, the central bank can decide to purchase loans, i.e. to supply money temporarily against collateralized loans under repos. In each period, it therefor decides on a randomly selected share of collateralized loans  $\kappa_t \in [0, 1]$  that it is willing to exchange for money under repos. To give a preview, only policy regimes with loan purchases,  $\kappa_t > 0$ , will be non-neutral with regard to the equilibrium allocation, whereas conventional monetary policies,  $\kappa_t = 0$ , will be neutral.

## 2.4 Equilibrium properties

In equilibrium, agents' optimal plans are satisfied and prices adjust such that all markets clear:  $0 = \sum_i l_{i,t}$ ,  $h = \sum_i h_{i,t}$ ,  $y = \sum_i c_{i,t}$ ,  $m_t^H = \sum_i m_{i,t}^H$ ,  $m_t^R = \sum_i m_{i,t}^R$ ,  $b_t = \sum_i b_{i,t}$ , and  $b_t^T = b_t^c + b_t$ , where  $l_{i,t} = L_{i,t}/P_t$ ,  $m_{i,t}^H = M_{i,t}^H/P_t$ ,  $m_{i,t}^R = M_{i,t}^R/P_t$ ,  $b_{i,t} = B_{i,t}/P_t$ ,  $b_t = B_t/P_t$ ,  $b_t^c = B_t^c/P_t$ , and  $b_t^T = B_t^T/P_t$ . A definition of a competitive equilibrium is given in Appendix A. Before we examine policy effects on the equilibrium allocation, we describe the first best allocation, which maximizes ex-ante social welfare

$$E \sum_{t=0}^{\infty} \beta^t \sum_i u_{i,t}, \quad (21)$$

s.t.  $h = \sum_i h_{i,t}$ , and  $y = \sum_i c_{i,t}$  and serves as a reference case for the subsequent analysis. Applying the law of large numbers and indexing all agents drawing  $\epsilon_l$  ( $\epsilon_b$ ) in period  $t$  with  $l$  ( $b$ ), we can summarize the first best allocation as a set of sequences  $\{c_{b,t}^*, c_{l,t}^*, h_{b,t}^*, h_{l,t}^*\}_{t=0}^{\infty}$  satisfying  $h_{b,t}^* + h_{l,t}^* = h$ ,  $c_{l,t}^* + c_{b,t}^* = y$ ,

$$u_c(\epsilon_b, c_{b,t}^*) = u_c(\epsilon_l, c_{l,t}^*), \text{ and } h_{b,t}^* = h_{l,t}^*. \quad (22)$$

Under the first best allocation, the marginal utilities of consumption and of the end-of-period stock of housing are identical for borrowers and lenders (see 22). This will typically not be the case in a competitive equilibrium where the borrowing constraint (3) is bind-

ing. Only if the equilibrium lending rate  $R_t^L$  were equal to zero and the supply of eligible assets sufficiently large, such that money were abundantly available, agents would be able to self-ensure against liquidity risk and the first best equilibrium would be implementable (see also Woodford, 1990). To provide a non-trivial analysis of policy interventions, this outcome is ruled out by imposing an ad-hoc specification for the supply of short-term government bonds (see 19). As an alternative way to demonstrate the welfare enhancing role of asset purchases, one could instead introduce additional frictions that render the Friedman rule undesirable/impossible (see Andolfatto, 2013, and references therein), which are neglected here for convenience. Given that the first best allocation is not implementable, the equilibrium allocation of consumption and housing will be distorted by the collateral constraint (3) and the liquidity constraint (5). In the subsequent sections, we will show how asset purchases can (favorably) influence the allocation by inducing a redistribution of resources between borrowers and lenders, whereas conventional monetary policy measures, i.e., mere changes in the policy rate or the inflation target, are neutral.

For asset purchases to be relevant, money has to be supplied at a favorable price (see 16), which implies that money supply is rationed by the available amount of assets eligible for central bank operations. Specifically, the central bank has to set the policy rate below the lender's marginal rate of intertemporal substitution, implying  $R_t^m < R_t^L$  (see 18), to ration money supply. As discussed above, a policy rate below one,  $R_t^m < 1$ , is then also feasible (see 15). Under a non-rationed money supply, which is equivalent to the case where the central bank supplies money in a lump-sum way (as typically assumed in the literature), the money supply constraints (2) and (4) are slack and the loan rate is identical to the policy rate  $R_t^L = R_t^m$ . In this case, asset purchases are irrelevant (see 16). For the subsequent analysis, we will therefore separately discuss the two cases where money supply is rationed and where money supply is not rationed. The latter is the case under a conventional monetary policy regime, which is in fact ineffective, because it affects prices for all agents in a symmetric way. In contrast, under money rationing and asset purchases, interest rates for borrowers and lenders can be altered in distinct ways.

### 3 Analytical results

In this Section, we examine different types of policy interventions in an analytical way. In the first part of this Section, we impose some further assumptions, which facilitate aggregation and the derivation of analytical results, and we define a competitive equilibrium in terms of a representative borrower and a representative lender, where conventional monetary policies are shown to be neutral. In the subsequent part of this Section, we show how asset purchases can enhance welfare by addressing pecuniary externalities and by easing borrowing conditions. We firstly analyze the constrained efficient allocation that a social planner can implement by a Pigouvian tax/subsidy on borrowing, which can be examined in a more straightforward way than an asset purchase regime, where the central bank has more instruments at its disposal. Secondly, we show that asset purchases can not only replicate the constrained efficient allocation, but can further increase the set of feasible allocations, including welfare-dominating allocations, by relaxing borrowing conditions. Notably, the welfare-enhancing impact of interventions that stimulate borrowing can also be shown for a corresponding model of a real economy (as shown in Appendix F).

#### 3.1 Conventional monetary policy

Here, we examine the benchmark case of a conventional monetary policy, where the central bank sets the policy rate equal to the loan rate,  $R_t^m = R_t^L$ , such that both money supply constraints (2) and (4) are not binding ( $\eta_{i,t} = \mu_{i,t} = 0$ ), implying that asset purchases are irrelevant (see 16). Even when the central bank were willing to buy loans, lenders would then not gain from selling loans and prices would not be affected. Given that we aim at disclosing the distributional and welfare effects of financial market interventions, we apply three assumptions that allow to derive the main results in an analytical way. We assume that preferences are given by a linear-quadratic form, which enables aggregation over individual choices. Once the competitive equilibrium is defined in terms of aggregate variables, we analytically derive the main results on policy interventions, which will be confirmed for alternative preferences (see Section 4).<sup>18</sup>

---

<sup>18</sup>For the case of CRRA preferences, which are introduced in Section 4, aggregation will be enabled by pooling funds within households at the end of each period.

**Assumption 1** *Instantaneous utility of households satisfies*

$$u(\epsilon_i, c_{i,t}, h_{i,t}) = \epsilon_i(\delta c_{i,t} - (1/2)c_{i,t}^2) + (\gamma h_{i,t} - (1/2)h_{i,t}^2), \quad (23)$$

where  $\partial u / \partial c_{i,t} = u'(\epsilon_i, c_{i,t}) > 0$  and  $\partial u / \partial h_{i,t} = u'(h_{i,t}) > 0$ .

Assumption 1 greatly facilitates aggregation, since all conditions are linear in the agents' choice variables. The cash-in-advance constraint might, however, not be binding, which would be the case when the nominal interest rate equals one,  $R_t^m = R_t^L = 1$  (see 13 for  $\kappa_t = 0$ ). Given our specification of fiscal policy, the latter policy is not sufficient to implement the first best allocation, which would require agents to accumulate bonds and money to a sufficiently large amount to ensure the borrowing constraint never to be binding (see Section 2.2). To avoid indeterminacies due to a slack cash-in-advance constraint, we assume that the latter is just binding even when the nominal interest rate equals one and the associated multiplier equals zero,  $\psi_{l,i,t} = 0$ . Alternatively, one can assume that the Friedman rule does not hold exactly, but only as a limit (analogously, for example, to Gu et al., 2016).

**Assumption 2** *Agents will hold money equal to the amount of planned nominal consumption expenditures even when the multiplier on the cash-in-advance constraint equals zero.*

It should be noted that Assumption 2 is made for convenience only and does not affect the main conclusions: If cash-in-advance constraints were not binding, monetary policy would apparently be irrelevant. As will be shown below, a conventional monetary policy will in fact also be irrelevant if the cash-in-advance constraint is binding (see Corollary 2). Assumption 2 will therefore not be decisive for the assessment of monetary policy. Under both Assumptions 1 and 2, we can easily aggregate by summing over all agents who draw  $\epsilon_l$  in period  $t$ . Using the law of large numbers, all agents face the same probability (0.5) of drawing  $\epsilon_l$  in period  $t$ , such that average holdings of money, bonds, and housing of these agents at the beginning of each period are identical. The resulting set of conditions for the representative lender are given in Appendix A.

For a non-trivial policy problem, the borrowing constraint (3) has to be binding for some borrowers, which will apparently be the case for a larger fraction of borrowers under

a larger difference in the agents' valuation of consumption and a lower liquidation value of collateral. To further facilitate aggregation over borrowers, we restrict our attention to the case where the associated multiplier is strictly positive for all agents drawing  $\epsilon_b$ ,  $\zeta_{b,i,t} > 0$ , which can be guaranteed by a sufficiently large difference in agents' valuation of consumption relative to the liquidation value of collateral,  $(\epsilon_b - \epsilon_l)/z$ . The resulting set of conditions for the representative borrower are given in Appendix A.

**Assumption 3** *The ratio  $(\epsilon_b - \epsilon_l)/z$  is sufficiently large such that the borrowing constraint (3) is binding for all agents drawing  $\epsilon_b$ .*

Let  $x_{l,t} = 2 \sum_{l,i} x_{l,i,t}$  ( $x_{l,t} = 2 \sum_{l,i} x_{l,i,t}$ ) be the value of any generic variable  $x_{l,t}$  ( $x_{b,t}$ ) of a representative agent drawing  $\epsilon_l$  ( $\epsilon_b$ ) in period  $t$ . Applying the Assumptions 1, 2, and 3, we can define a competitive equilibrium in terms of a representative borrower and a representative lender as follows.

**Definition 1** *A competitive equilibrium of the economy with a representative borrower and a representative lender under a conventional monetary policy regime is a set of sequences  $\{c_{b,t}, c_{l,t}, h_{b,t}, q_t, \pi_t\}_{t=0}^{\infty}$  satisfying*

$$\epsilon_l(\delta - c_{l,t}) = \beta 0.5 E_t [(\epsilon_l(\delta - c_{l,t+1}) + \epsilon_b(\delta - c_{b,t+1})) \{R_t^L / \pi_{t+1}\}], \quad (24)$$

$$\{R_t^L / q_t\} (2h_{b,t} - h) / z = \epsilon_b(\delta - c_{b,t}) - \beta 0.5 E_t [(\epsilon_b(\delta - c_{b,t+1}) + \epsilon_l(\delta - c_{l,t+1})) \{R_t^L / \pi_{t+1}\}], \quad (25)$$

$$\epsilon_l(\delta - c_{l,t}) \{q_t / R_t^L\} = \gamma - (h - h_{b,t}) + \beta E_t [\epsilon_l(\delta - c_{l,t+1}) \{q_{t+1} / R_{t+1}^L\}], \quad (26)$$

$$c_{b,t} - c_{l,t} = z h_{b,t} 2 \{q_t / R_t^L\}, \quad (27)$$

$$y_t = c_{b,t} + c_{l,t}, \quad (28)$$

and  $R_t^L = R_t^m$ , for  $\{y_t\}_{t=0}^{\infty}$  and a sequence  $\{R_t^m \geq 1\}_{t=0}^{\infty}$  set by the central bank.

An agent who draws a preference shock  $\epsilon_b$  in period  $t$ , borrows money from other agents to increase its consumption possibilities. Given that the loan has to be repaid at the end of the period, it has less funds available at the beginning of period  $t + 1$ . While idiosyncratic histories of shock realizations matter for individual net wealth positions, they do not matter for the aggregate behavior of borrowers/lenders, given that all agents – regardless of their net wealth position – face the same probability of drawing  $\epsilon_b$  ( $\epsilon_l$ ) and their behavioral relations are linear. Further note that the multiplier on the borrowing constraint satisfies

$$\zeta_{b,t} = [\epsilon_b(\delta - c_{b,t}) - \epsilon_l(\delta - c_{l,t})] / R_t^L = (2h_{b,t} - h) / (z q_t) \geq 0, \quad (29)$$

indicating that both, the housing and the consumption choice (that would ideally satisfy  $h_b = h_l$  and  $\epsilon_l(\delta - c_{b,t}) = \epsilon_l(\delta - c_{l,t})$ , see 22), are distorted by a binding borrowing constraint ( $\zeta_{b,t} > 0$ ). On the one hand, the marginal utility of consumption is then larger for borrowers than for lenders,  $\epsilon_b(\delta - c_{b,t}) > \epsilon_l(\delta - c_{l,t})$ . On the other hand, borrowers' housing exceeds lenders' housing,  $h_{b,t} > h/2$ , as the former is characterized by a relatively higher valuation of housing due to its ability to serve as collateral. Given that the supply of non-durables and durables is exogenous, such that  $h = h_{b,t}^* + h_{l,t}^*$ , and  $y = c_{l,t} + c_{b,t}$ , (29) implies that the equilibrium allocation equals the first best allocation (see 22) when the borrowing constraint gets irrelevant,  $\zeta_{b,t} \rightarrow 0$ . The following corollary highlights that the distortion due to the liquidity constraint (5) alone does not lead to an allocative inefficiency.

**Corollary 1** *For the limiting case where the multiplier on the borrowing constraint approaches zero, the equilibrium allocation is identical with the first best allocation.*

Definition 1 reveals that the nominal interest rate and thus the policy rate only matters jointly with either the housing price or the inflation rate. Precisely, the conditions (24)-(28) impose restrictions on the allocation,  $c_{b,t}$ ,  $c_{l,t}$ , and  $h_{b,t}$ , the relative price of housing  $q_t/R_t^L$ , and the real interest rate  $R_t^L/\pi_{t+1}$  (see curly brackets in 24-27), but not separately on  $q_t$ ,  $\pi_t$ , and  $R_t^L$ . Thus, conventional monetary policy measures, i.e. changes in the policy rate  $R_t^m = R_t^L$ , leave relative prices and the allocation unaffected, while they affect the inflation rate and the price of housing. The latter effect is due to the liquidity constraint and the well-known inflation tax on cash goods (here, non-durables), which implies that higher interest rates reduce the demand for consumption and raise the demand for housing.

**Corollary 2** *Under a conventional monetary policy regime, changes in the monetary policy rate do neither affect relative prices nor the equilibrium allocation, while the housing price and the inflation rate increase with the nominal interest rate.*

The reason for the neutrality summarized in Corollary 2 is that conventional monetary policies can only affect equilibrium prices that are equally relevant for both agents, while the aggregate supply of durable and non-durable goods is exogenously determined. To

give a preview, asset purchases will instead drive a wedge between prices that are either relevant for borrowers or for lenders. Given that changes in the monetary policy instrument  $R_t^m$  under a conventional monetary policy regime do not affect the equilibrium allocation, the latter is time-invariant if there is no aggregate risk. To facilitate comparisons between the different policy experiments, we restrict our attention to the case of time-invariant policies in the subsequent analysis. In Section 4.3, where we introduce aggregate risk, we extend the analysis by considering state-contingent and thus time-varying policies.

### 3.2 Constrained efficiency under a Pigouvian subsidy on debt

For the remainder of this section, we abstract from aggregate risk  $y_t = y$  and focus on time-invariant financial market interventions, such that neither the allocation nor prices are time-varying. Given that conventional monetary policy is neutral (see Corollary 2), real effects stemming from unconventional monetary policies cannot be replicated by mere changes in the policy rate or in the inflation rate. We will show that asset purchases can enhance social welfare due to its effects on the relevant real interest rates for borrowers and lenders and on the relative price of collateral. We start by examining the former effects, for which we first consider a (non-monetary) financial market intervention with one instrument, which can be analyzed in a more straightforward way than an asset purchase regime (where the central bank has more instruments at its disposal). We consider a policy intervention that alters the cost of borrowing (as in Bianchi and Mendoza, 2017, or Davila and Korinek, 2017), while abstracting from direct redistributive measures. Specifically, we suppose that a planner can influence private borrowing by a Pigouvian tax/subsidy on debt  $\tau^L$  and transfers/collects the funds in cash to/from borrowers in a lump-sum way. Then, the borrower's effective real interest rate is given by

$$r_{b,t}^\tau = \frac{R_t^L / \pi_{t+1}}{1 - \tau^L}, \quad (30)$$

and the borrower's loan price net of taxes is  $(1 - \tau^L)/R_t^L$ , financed by a lump-sum transfer/tax equal to  $\tau_t^R = \tau^L l_t/R_t^L$ .<sup>19</sup> This intervention affects the marginal costs of borrowing and can thereby correct for inefficiencies induced by pecuniary externalities under financial constraints (see Davila and Korinek, 2017).

Consider the competitive equilibrium as given in Definition 1 under time-invariant endogenous variables and with the Pigouvian tax/subsidy. The borrowers' consumption Euler equation (25) then changes to  $(1 - \tau^L)\epsilon_b(\delta - c_b) = \beta 0.5[(\epsilon_b(\delta - c_b) + \epsilon_l(\delta - c_l)) \{R^L/\pi\} + \{R^L/q\} (2h_b - h)/z]$ , and condition (26) implies the price of housing relative to consumption  $q/R_L$  to be negatively related to lenders' housing  $h - h_b$  and positively related to lenders' consumption  $c_l$ ,

$$\frac{q}{R^L} = \frac{\gamma - (h - h_b)}{(1 - \beta)\epsilon_l(\delta - c_l)}. \quad (31)$$

Notably, an increase in the relative price  $q/R^L$  tends to raise the difference between consumption of borrowers and lenders (see 27), as it relaxes the collateral constraint (3). Yet, the impact of the demand for housing and consumption on the relative price  $q/R^L$  is not internalized by individuals, giving rise to inefficiencies induced by pecuniary externalities. For example, borrowers do not internalize that an increase in their housing (thus a decrease in lenders' housing) tends to increase the relative price  $q/R^L$  as lenders' willingness to pay for housing increases. Hence, there exists an uninternalized positive feedback loop between collateral demand, prices, and borrowing, as in Stein (2012), Jeanne and Korinek (2013), or Bianchi and Mendoza (2017). Notably, the latter studies, which focus on the prudential role of financial regulation, restrict their attention on financial constraints that are only binding in crisis states where asset prices decline and borrowing constraints tighten, such that ex-ante interventions should reduce outstanding debt to mitigate adverse effects of deleveraging. Considering regularly binding financial constraints, as Kiyotaki and Moore (1997) or Iacoviello (2005), we instead examine policies that are introduced while borrowers are constrained. In these states, (ex-post) interventions should in fact benefit borrowers, as also shown by Bianchi (2016) and Jeanne and

---

<sup>19</sup>Thus, the tax/subsidy and the lump-sum transfers/taxes enter the budget constraint (6) and the goods market constraint (5) of borrowers.



Korinek (2016).

Using condition (31) to substitute out  $q/R^L$  in the borrowers' consumption Euler equation and in (27), and (24) to substitute out the real interest rate, yields

$$(1 - \tau^L)\epsilon_b(\delta - c_b) - \epsilon_l(\delta - c_l) = (2h_b - h) \frac{(1 - \beta)\epsilon_l(\delta - c_l)}{z(\gamma - h + h_b)}. \quad (32)$$

Given that there is no time variation, the problem of a social planner, who maximizes social welfare (21) by controlling the tax/subsidy rate  $\tau^L$  and respecting the borrowing constraint, can then – by using the primal approach – be summarized as

$$\begin{aligned} & \max_{c_l, c_b, h_b} \{u(\epsilon_b, c_b, h_b) + u(\epsilon_l, c_l, h - h_b)\} / (1 - \beta), \\ \text{s.t. } & y = c_l + c_b, \quad c_b - c_l \leq 2zh_b \cdot (q/R^L), \text{ and (31)}. \end{aligned} \quad (33)$$

In contrast to private agents, the social planner takes into account that changes in the allocation alter the relative price  $q/R^L$  (see 31) and internalizes pecuniary externalities using the Pigouvian tax/subsidy. Thereby, the solution to this simple problem, where the social planner decides on private borrowing subject to the competitive equilibrium conditions, leads to a constrained efficient allocation. Given this constrained efficient allocation, (32) determines the associated tax/subsidy rate  $\tau^L$ . The following proposition summarizes the main results.

**Proposition 1** *The implementation of a constrained efficient allocation of the representative agents economy without aggregate risk requires a subsidy on borrowing,  $\tau^L < 0$ , if but not only if  $z/(1 - \beta) \geq 1$ . Compared to the laissez-faire case ( $\tau^L = 0$ ), the Pigouvian subsidy raises borrowers' consumption and housing as well as the real interest rate  $R^L/\pi$ , which is associated with a decline in lenders' consumption and housing.*

**Proof.** See Appendix B. ■

Proposition 1 implies that a financial market intervention that stimulates borrowing can enhance social welfare if  $z/(1 - \beta) \geq 1$ . An increase in borrowing, which is induced by a Pigouvian subsidy  $\tau^L < 0$ , tends to increase borrowers' consumption and has to be supported by a larger stock of housing held by borrowers. As implied by (31) and  $c_l = y - c_b$ , the price of housing in terms of consumption,  $q/R^L$ , increases with the latter,  $\partial(q/R^L)/\partial h_b > 0$ , and decreases with the former,  $\partial(q/R^L)/\partial c_b < 0$ . If the impact of

housing on the relative price  $q/R^L$  dominates, which can be shown to be the case under the following condition (see proof of Proposition 1)

$$\frac{(1 - \tau^L)u_{c_b} - u_{c_l}}{u_{c_b} - u_{c_l}} = \frac{1 + [\partial(q/R^L)/\partial h_b] \cdot h_b/(q/R^L)}{1 + zh_b \cdot [\partial(q/R^L)/\partial c_l]} > 1, \quad (34)$$

where  $\partial(q/R^L)/\partial c_l = u_{h_l}(-u_{c_l c_l}/u_{c_l}^2)/(1 - \beta) > 0$  and  $\partial(q/R^L)/\partial h_b = (-u_{h_l h_l}/u_{c_l})/(1 - \beta) > 0$ , a constrained efficient allocation requires a borrowing subsidy  $\tau^L < 0$ . Given that housing is a durable good, permanent adjustments in housing demand are associated with relatively large price changes, i.e. amplified by the multiplier  $1/(1 - \beta)$ , such that condition (34) is ensured by  $z/(1 - \beta) \geq 1$ , where  $z \in (0, 1)$  accounts for the assumption that the liquidation value of housing is less than one. In this case, which is likely to be satisfied by reasonable values for the parameters  $\beta$  and  $z$  (see Section 4.1), borrowing is (constrained) inefficient in a competitive equilibrium, given that the private agents do not internalize the favorable effects of increased housing demand on the relative price  $q/R^L$ . The social planner can then correct for this pecuniary externality by a borrowing subsidy  $\tau^L < 0$  (financed by a lump-sum tax on borrowers,  $\tau_t^R = -\tau^L l_t/R_t^L > 0$ ), which internalizes changes in the relative price  $q/R^L$  induced by agents' demand.<sup>20</sup> As summarized in Proposition 1, the subsidy causes agents to borrow more, leading to an increase in borrowers' consumption and housing. Notably, the subsidy tends to reduce the costs of borrowing  $r_b^r$  (see 30), while it simultaneously raises the real interest rate  $R^L/\pi$ . The latter causes lenders to increase their supply of funds, such that their consumption and housing decreases.

### 3.3 Welfare-enhancing asset purchases

We now turn to the effects of central bank purchases of collateralized loans,  $\kappa_t > 0$  (see 4). Firstly, we will show that an asset purchase policy can be equivalent to a Pigouvian subsidy on debt that implements the constrained efficient allocation, which is characterized in Proposition 1, by driving a wedge between the relevant interest rates for borrowers and lenders. Thus, asset purchases can enhance social welfare by addressing

---

<sup>20</sup>Given that  $z \geq 1 - \beta$  is just a sufficient condition, a violation of this condition does not necessarily imply the opposite result.

pecuniary externalities, which is not possible under a conventional monetary policy regime (see Corollary 2). Secondly, we will show that compared to the case of a Pigouvian subsidy (as described in Section 3.2) the central bank can enlarge the set of feasible equilibria and can even implement allocations that welfare-dominate the constrained efficient allocation by raising the supply of loanable funds that further increases the relative price of collateral. As shown for a corresponding model of a real economy, the latter effect relates to a subsidy for housing (see Appendix F).

Given that asset purchases are not in general effective, as discussed in Section 2.4, the central bank has to offer an above market price for loans to affect relevant prices and the equilibrium allocation. Thus, it has to set the policy rate below the market loan rate  $R_t^m < R_t^L$ , which implies that money supply is effectively rationed by holdings of eligible collateral, i.e. the money supply constraints in terms of treasuries and collateralized loans (2) and (4) are binding (see 16),

$$i_{i,t} = \kappa_t^B 0.5b_{t-1}/(\pi_t R_t^m) \text{ for } i \in \{l, b\} \text{ and } i_{l,t}^L = \kappa_t l_t / R_t^m. \quad (35)$$

If,  $R_t^m < R_t^L$ , purchases of loans  $\kappa_t > 0$  drive a wedge between the borrowers' and the lenders' effective real interest (loan) rate, such that the pecuniary externalities discussed in Section 3.2 can be addressed as with the Pigouvian subsidy  $\tau^L < 0$ . Concretely, under an asset purchase regime, the effective real return for a lender  $r_{l,t}^{ap}$  is distorted by the term  $\frac{1-\kappa_t}{1-\kappa_t R_t^L/R_t^m}$  (see 18), whereas the borrowers' real interest rate  $r_{b,t}^{ap}$  is not directly affected by the policy instruments (in contrast to the Pigouvian subsidy, see 30):

$$r_{b,t}^{ap} = \frac{R_t^L}{\pi_{t+1}}, \text{ and } r_{l,t}^{ap} = \frac{R_t^L}{\pi_{t+1}} \frac{1-\kappa_t}{1-\kappa_t R_t^L/R_t^m}, \quad (36)$$

where the wedge  $\frac{1-\kappa_t}{1-\kappa_t R_t^L/R_t^m}$  increases with the fraction of purchased loans  $\kappa$  and with the price discount  $R_t^L/R_t^m$ . Moreover, by additionally purchasing eligible assets the central bank increases the overall amount of funds available for lending compared to the case of a conventional monetary policy. Using (35) to rewrite the binding liquidity constraints (5) and taking differences yields

$$c_{b,t} - c_{l,t} = zh_{b,t} [2 - \kappa_t R_t^L/R_t^m] \{q_t/R_t^L\}, \quad (37)$$

where we substituted out loans with the binding borrowing constraint (63). Comparing (27) with (37), suggests that asset purchases adversely affect the difference between borrowers' and lenders' consumption in the first instance, since loan purchases endow lenders rather than borrowers with additional money. However, this increased supply of money tends to increase the supply of loans and to reduce the nominal loan rate  $R_t^L$ . Hence, to identify the ultimate impact on the equilibrium allocation, changes in the relative price  $q_t/R_t^L$  that are induced by asset purchases have also to be taken into account.

Applying the same aggregation procedure as in Section 3.1, using (19), (20), and  $B_t^T = B_t^c + B_t$ , and eliminating the multiplier  $\lambda_{l,t}$  with  $\lambda_{l,t} = \beta E_t[0.5(\epsilon_l(\delta - c_{l,t+1}) + \epsilon_b(\delta - c_{b,t+1}))/\pi_{t+1}]$  in (55), we can summarize a competitive equilibrium under Assumptions 1-3 and money rationing, i.e.  $R_t^m < R_t^L$ , as follows.

**Definition 2** *A competitive equilibrium of the representative agents economy under money rationing is a set of sequences  $\{c_{b,t}, c_{l,t}, h_{b,t}, m_t^H, b_t, q_t, R_t^L, \pi_t\}_{t=0}^\infty$  satisfying (25), (28), (37),*

$$\epsilon_l(\delta - c_{l,t}) = \beta 0.5 E_t[(\epsilon_b(\delta - c_{b,t+1}) + \epsilon_l(\delta - c_{l,t+1}))(R_t^L/\pi_{t+1})] \frac{1 - \kappa}{1 - \kappa R_t^L/R_t^m}, \quad (38)$$

$$q_t \beta E_t[0.5(\epsilon_l(\delta - c_{l,t+1}) + \epsilon_b(\delta - c_{b,t+1}))/\pi_{t+1}] = \gamma - (h - h_{b,t}) + \beta^2 E_t q_{t+1} [0.5(\epsilon_l(\delta - c_{l,t+2}) + \epsilon_b(\delta - c_{b,t+2}))/\pi_{t+2}], \quad (39)$$

$$c_{b,t} = 0.5(1 + \Omega_t)m_t^H + z q_t h_{b,t}/R_t^L \quad (40)$$

$$(1 + \Omega_t)m_t^H = \kappa_t^B b_{t-1} \pi_t^{-1}/R_t^m + m_{t-1}^H \pi_t^{-1}, \quad (41)$$

$$b_t + m_t^H = \Gamma (b_{t-1} + m_{t-1}^H) / \pi_t, \quad (42)$$

and the transversality conditions, for  $\{y_t\}_{t=0}^\infty$  and sequences  $\{0 \leq \kappa_t < R_t^m/R_t^L, \kappa_t^B > 0, \Omega_t > 0, R_t^m < R_t^L\}_{t=0}^\infty$  set by the central bank, given  $m_{-1}^H > 0$ , and  $b_{-1} > 0$ .

Evidently, there are more instruments available for the central bank when it supplies money in a rationed way compared to a conventional monetary policy regime or a Pigouvian tax/subsidy. In fact, the fraction of bonds eligible for open market operations  $\kappa_t^B$  and the repo share  $\Omega_t$  can be adjusted by the central bank to support a particular equilibrium allocation and associated prices, such that (40)-(42) are always satisfied. Given that only these three conditions impose restrictions on the sequences  $\{b_t, m_t^H, \kappa_t^B, \Omega_t\}_{t=0}^\infty$ , there is one degree of freedom left for the policy instrument  $\kappa_t^B$  or  $\Omega_t$ . It should further be noted that the long-run inflation rate  $\pi$  in principle depends on the growth rate of treasuries  $\Gamma$  (see 42). Yet, the central bank can implement a desired inflation rate and an

inflation target by suited long-run adjustments of its instruments  $\kappa_t^B$  and  $\Omega_t$ , as shown in Appendix C. By setting the instrument  $\kappa_t^B$  (or  $\Omega_t$ ) accordingly, the central bank can actually use inflation as a choice variable, while (40)-(42) can be ensured to be satisfied by suited choices of  $\Omega_t$  (or  $\kappa_t^B$ ). Under money rationing, the central bank therefore has three instruments at its disposal, namely, the inflation rate  $\pi_t$ , the policy rate  $R_t^m$ , and the share of purchased loans  $\kappa_t$  to affect the real equilibrium allocation, i.e.  $c_{b,t}$ ,  $c_{l,t}$ , and  $h_{b,t}$ , and the associated prices, i.e.  $q_t$  and  $R_t^L$ .

Hence, a competitive equilibrium under money rationing can be summarized by a set of sequences  $\{c_{b,t}, c_{l,t}, h_{b,t}, q_t, R_t^L\}_{t=0}^\infty$  satisfying (25), (28), (37), (38), and (39) for a monetary policy setting  $\{\kappa_t, R_t^m, \pi_t\}_{t=0}^\infty$ . Notably, the inflation rate only affects the conditions (25) and (38), where it appears jointly with the loan rate to measure the real interest rate  $R_t^L/\pi_{t+1}$ . To further simplify the notation, we introduce the price discount  $s_t$ , i.e. the ratio between the loan rate and the policy rate

$$s_t = R_t^L/R_t^m > 1,$$

which serves as a policy instrument (instead of  $R^m$ ). Now, suppose again that there is no aggregate risk and that monetary policy is time-invariant,  $\pi_t = \pi \geq 0$ ,  $R_t^m = R^m \in [1, R^L]$  and  $\kappa_t = \kappa \geq 0$ . Using that all variables are then time-invariant and substituting out  $q$  and  $R^L/\pi$  with (39) and (38) in (25) and (37), a competitive equilibrium under money rationing can then be reduced to a set  $\{c_b, c_l, h_b\}$  satisfying  $y = c_l + c_b$ ,

$$\left[ \frac{1 - \kappa}{1 - \kappa s} \right] u_{c_b} = u_{c_l} \left( 1 + \frac{1 - \beta}{z} \frac{u_{h_l} - u_{h_b}}{u_{h_l}} \right), \quad (43)$$

$$c_b - c_l = h_b \frac{z}{1 - \beta} \frac{u_{h_l}}{u_{c_l}} \cdot \left[ \frac{(1 - \kappa)(2 - \kappa s)}{(1 - \kappa s)} \right], \quad (44)$$

(where  $u_{c_b} = \epsilon_b(\delta - c_b)$ ,  $u_{c_l} = \epsilon_l(\delta - c_l)$ ,  $u_{h_l} = \gamma - (h - h_b)$ , and  $u_{h_b} = \gamma - h_b$ ) given the policy instruments  $\kappa \in (0, 1/s)$  and  $s = R^L/R^m > 1$ . For a given allocation  $\{c_b, c_l, h_b\}$  and policy  $\{\kappa, s\}$ , the borrowers' real interest rate  $r_b^{ap}$  is determined by (24). Notably, the inflation rate can still be chosen by the central bank. In fact, by raising the inflation rate, the central bank induces an increase in the nominal loan rate  $R^L$ .

We can now easily show that the constrained efficient allocation can be implemented

by a suited asset purchase regime setting  $\{\kappa, s\}$ . For this, we compare the latter with the corresponding conditions under the Pigouvian subsidy  $\tilde{\tau}^L < 0$  (see Proposition 1) that implements the constrained efficient allocation  $\{c_l, c_b, h_b\}$  satisfying  $y = c_l + c_b$ ,

$$[1 - \tilde{\tau}^L] u_{c_b} = u_{c_l} \left( 1 + \frac{1 - \beta}{z} \frac{u_{h_l} - u_{h_b}}{u_{h_l}} \right), \quad (45)$$

$$c_b - c_l = h_b \frac{z}{1 - \beta} \frac{u_{h_l}}{u_{c_l}} \cdot [2], \quad (46)$$

where (45) stems from (32), and (46) from combining (27) and (31). The comparison of the terms in square brackets in (43)-(44) with the corresponding terms in (45)-(46) immediately reveals that the implementation of the constrained efficient allocation under the Pigouvian subsidy requires the monetary policy instruments,  $s$  and  $\kappa$ , to satisfy  $\frac{1-\kappa}{1-\kappa s} = 1 - \tilde{\tau}^L$  and  $\frac{(1-\kappa)(2-\kappa s)}{(1-\kappa s)} = 2$ , and therefore

$$\kappa = -\tilde{\tau}^L > 0 \text{ and } s = 2/(1 - \tilde{\tau}^L). \quad (47)$$

Thus, the central bank can replicate the Pigouvian subsidy on debt by purchasing loans up to a fraction  $\kappa$  that equals the subsidy rate and by offering a price  $1/R^m = (1/R^L) \cdot 2/(1 + \kappa)$  (see 47), which is in principle feasible for  $\kappa \in (0, 1/s)$  and  $s > 1$ . This equivalence result is summarized in the following proposition.

**Proposition 2** *Suppose that money supply is rationed and  $z \geq 1 - \beta$ . Then, the constrained efficient allocation under the Pigouvian subsidy can be implemented by the central bank via asset purchases.*

As shown above, the central bank can implement the constrained efficient allocation under the Pigouvian subsidy by purchasing loans, such that its instruments  $\kappa$  and  $s$  satisfy (47). In fact, the Pigouvian subsidy on debt directly alters the effective borrowers' real interest rate  $r_b^r$  (see 30), whereas asset purchases directly change the effective lenders' real interest rate  $r_l^{ap}$  (see 36). As in the case of the Pigouvian subsidy  $\tilde{\tau}^L < 0$ , asset purchases tend to reduce the equilibrium real loan rate  $R^L/\pi$ , which is the relevant rate for borrowers (see 36), compared to the case without interventions (see also Section 4.2). At the same time the lender's effective real rate  $r_l^{ap}$  increases, such that the representative borrower (lender) consumes more (less) than without asset purchases (see Proposition 1).

An asset purchase policy can, however, not only affect the real interest rates of borrowers and lenders,  $r_b^{ap}$  and  $r_l^{ap}$ , in different ways (like the Pigouvian subsidy on debt), but can further enhance borrowing conditions. Yet, first best cannot be implemented with an asset purchase policy. To see this, recall that under first best  $u_{c_b} = u_{c_l}$  holds (see 22). Condition (43) would in this case imply  $\frac{1-\kappa}{1-\kappa s} > 1$  to equal  $1 + \frac{1-\beta}{z} \frac{u_{h_l} - u_{h_b}}{u_{h_l}}$  and thus  $u_{h_l} > u_{h_b} \Rightarrow h_b > h_l$ , which violates the second requirement for a first best allocation (see 22). Intuitively, because an increase in borrowing has to be associated by a higher value of collateral, i.e. housing, asset purchases cannot implement the first best equilibrium.

Nevertheless, an asset purchase policy can implement allocations that welfare-dominate allocations under a Pigouvian subsidy on debt, as the policy maker has an additional instrument at its disposal. Importantly, the two instruments  $\{\kappa, s\}$  do not affect the private sector behavior in identical ways (see 43 and 44), since a higher price discount  $s$  (either induced by a reduction in the policy rate  $R^m$  or an increase in the inflation rate  $\pi$ ) increases the amount of money supplied per loan, whereas a higher  $\kappa$  increases the fraction of purchased loans. To enhance social welfare compared to the constrained efficient allocation, the central bank can, on the one hand, ease the constraint imposed on borrowers' consumption (see 44) compared to the case of the Pigouvian subsidy (46) by setting  $\{\kappa, s\}$  to satisfy

$$\frac{(1-\kappa)(2-\kappa s)}{(1-\kappa s)} > 2 \quad (48)$$

$\Leftrightarrow s > 2/(1+\kappa)$ . Given that the borrowing constraint is effectively relaxed under (48), the consumption differential  $c_b - c_l$ , which is under a binding borrowing constraint inefficiently small, can be increased compared to the constrained efficient allocation under the Pigouvian subsidy. On the other hand, any change in the instruments also affects the wedge  $\frac{1-\kappa}{1-\kappa s}$ , which has a distortionary effect on the allocation via its impact on the loan rate and, thus, on the relative price of housing  $q/R^L$ , which can be seen from combining (38) and (39):

$$\frac{q}{R^L} = \frac{u_{h_l}}{(1-\beta)u_{c_l}} \cdot \frac{1-\kappa}{1-\kappa s}. \quad (49)$$

Since the terms  $\frac{(1-\kappa)(2-\kappa s)}{1-\kappa s}$  and  $\frac{1-\kappa}{1-\kappa s}$  are not identical, the central bank can use two channels for its two instrument  $\{\kappa, s\}$ . Specifically, it can in principle relax borrowing

conditions by ensuring (48) and simultaneously steer relative prices in an efficient way considering (49), which includes addressing the pecuniary externality associated with the borrowing constraint. Since the term  $\frac{(1-\kappa)(2-\kappa s)}{1-\kappa s}$  that alters the tightness of the borrowing constraint (44) is monotonically increasing in  $s$  but not in  $\kappa$ , an optimal choice of both instruments would lead to an infinitely large value for  $s$ , while  $\kappa$  has to be adjusted to avoid adverse effects of price distortions on the allocation (see 49). This is confirmed below in the numerical analysis (see Section 4.2). For the subsequent analysis, we therefore examine the problem for a given value for the price discount  $s$  and assess the optimal fraction of purchased loans  $\kappa$ . By treating one instrument as given, the optimal policy problem is then analogous to the problem in (1). Concretely, to manipulate relative prices in an (constrained) efficient way, the choice for  $\kappa$  for a given  $s$  has to satisfy

$$\frac{\frac{1-\kappa}{1-\kappa s} \cdot u_{c_b} - u_{c_l}}{u_{c_b} - u_{c_l}} = \frac{1 + h_b(-u_{h_l h_l})/u_{h_l}}{1 + \frac{1}{1-\beta} h_b u_{h_l} (-u_{c_l c_l}) u_{c_l}^{-2} \cdot \frac{z}{2} \frac{(1-\kappa)(2-\kappa s)}{1-\kappa s}}, \quad (50)$$

which corresponds to the condition for the optimal borrowing subsidy (34). Hence, an asset purchase policy  $\kappa \in (0, 1/s)$  and  $s > 1$  that satisfies (48) and (50) implements an allocation that welfare-dominates the constrained efficient allocation under a Pigouvian subsidy. This result is summarized in the following proposition.

**Proposition 3** *Suppose that money supply is rationed and there is no aggregate risk. Then, the first best equilibrium cannot be implemented, while the central bank can implement allocations via asset purchases that welfare-dominate allocations that are implementable under a Pigouvian subsidy on debt.*

When the central bank raises the term  $\frac{(1-\kappa)(2-\kappa s)}{(1-\kappa s)}$  (above 2) by a larger the price discount  $s$  than implied by (47), it relaxes the borrowing constraint (see 44). To control for the distortion of the relative price (see 49) under larger values for  $\frac{(1-\kappa)(2-\kappa s)}{(1-\kappa s)}$ , the wedge  $\frac{1-\kappa}{1-\kappa s}$  has to take a lower value (see 50). Hence, social welfare can be enhanced compared to the constrained efficient allocation under the Pigouvian subsidy, by increasing  $s$  and reducing  $\kappa$  according to (50) compared to the case where the Pigouvian subsidy is replicated (47). In the subsequent section, where provide numerical analyses, we confirm these results.



## 4 Numerical results

In this section, we provide numerical examples illustrating the analytical results derived in the previous section. To facilitate the parametrization of the model, we introduce a more standard (CRRA) utility function. Applying such a utility function, however, implies that we cannot easily aggregate over individual households as in Section 3. To simplify the analysis of efficient financial market interventions with and without aggregate risk, we abstract from implications of an endogenous distribution of agents' net wealth. For this, we assume that funds are pooled within households at the end of each period, such that household members are identical at the beginning of each period before they split up into borrowers and lenders. An equilibrium in terms of a representative borrower and a representative lender then only differs from the previous version by non-linear – instead of linear – marginal utilities. In the last part of this section, we further introduce aggregate risk via a random aggregate income and demonstrate that state contingent asset purchases should be conducted in a countercyclical way.

### 4.1 A version with CRRA preferences

We consider infinitely many households of measure one, which consist of infinitely many members  $i$ . In each period, ex-ante identical household members draw the idiosyncratic preference shock, which induces some members to borrow and others to lend. Like Lucas and Stokey (1987) or Woodford (2016), we assume that at the end of each period (after loans are repaid) household members obtain equal shares of total household wealth, such that they are again equally endowed before new preference shocks are drawn in the next period. Thus, aggregation is facilitated by a redistribution of wealth within each household (rather than by linearity of agents' behavioral relations). We assume that period utility of household member  $i$  is given by a separable CRRA utility function

$$u^{CRRA}(\epsilon_i, c_{i,t}, h_{i,t}) = \epsilon_i \frac{c_{i,t}^{1-\sigma} - 1}{1-\sigma} + \gamma \frac{h_{i,t}^{1-\sigma} - 1}{1-\sigma}, \quad \text{where } \gamma, \sigma > 0, \quad (51)$$

and  $i \in \{b, l\}$ , such that Assumption 1 (and thus 23) does not apply. We further allow for aggregate risk in form of a random process for aggregate income  $y_t$ , which will be examined in Section 4.3. Specifically, we assume that the log of aggregate income follows

an AR1 process

$$\log y_t = \rho \log y_{t-1} + \varepsilon_{y,t}. \quad (52)$$

Otherwise, the model presented in Section 2 is unchanged, such that the competitive equilibrium in terms of a representative borrower and a representative lender is identical to those given in Definitions 1 and 2, except for marginal utilities being non-linear in this version (see Definition 4 in Appendix D). As in the case of linear-quadratic preferences, it can be shown that a Pigouvian subsidy on debt,  $\tau^L < 0$  implements a constrained efficient allocation (see Appendix E), which can also be implemented via asset purchases, given that Proposition 2 apparently holds for both types of preferences (see 43-46).

To solve the model numerically, we have to assign values for the elasticity of intertemporal substitution  $\sigma$ , the discount factor  $\beta$ , the utility weight for housing  $\gamma$ , the liquidation value of collateral  $z$ , the degree of household heterogeneity  $\Delta\epsilon = \epsilon_b - \epsilon_l$ , the autocorrelation coefficient  $\rho$  of the AR1 process, and the standard deviation of the innovations  $\sigma_\varepsilon$ .<sup>21</sup> We interpret a model period as one year and calibrate the model consistent with postwar US data. We estimate the process (52) using (linearly detrended) annual US data for real gdp per capita (for 1947-2008), leading to  $\rho = 0.752$  and  $\sigma_\varepsilon = 0.0216$ . The inverse of the elasticity of intertemporal substitution  $\sigma$  is set equal to 2, which is a typical value applied in business cycle studies. The constant liquidation value of collateral  $z$  is set equal to 0.55, which is similar to values applied in related studies (see Iacoviello, 2005, or Garriga et al., 2015). For the remaining three parameters,  $\beta$ ,  $\gamma$ , and  $\Delta\epsilon$ , we apply values that allow to match three targets for the reference case without financial market interventions.<sup>22</sup> The first target is the mean share of installment loans to income of 21% (for 1998-2004, see Survey of Consumer Finances), which correspond to the specification in our model, where loans are demanded for consumption rather than for housing. The second target is the mean yield on MBS of 6.6% for pre-2009 US data, taken from Hancock and Passmore (2011), which corresponds to the rate on collateralized loans  $R^L - 1$ . The third target is the cross sectional standard deviation of real log consumption of 0.64

---

<sup>21</sup>We further have to assign values to the growth rate of treasuries  $\Gamma$  and for the repo share  $\Omega$ . Given that both are not relevant for the equilibrium allocation under the current set of central bank instruments (see Appendix C), we apply the values  $\Gamma = \pi$  and  $\Omega = 1$ , for convenience.

<sup>22</sup>Notably, the data samples are not aligned due to limited data availability.

(see De Giorgi and Gambetti, 2012). While it is not possible to exactly match all three targets, our choice  $\beta = 0.8$ ,  $\gamma = 0.002$ , and  $\Delta\epsilon = 0.76$  yields to a reasonable match given by an interest rate on collateralized debt 1.06, a loan to income share of 0.2, and a standard deviation of real log consumption of 0.6.

## 4.2 Welfare gains of asset purchases without aggregate risk

We first consider the case without aggregate risk ( $\sigma_\epsilon = 0$ ) and compute the equilibrium allocation and associated prices for different types of policy regimes. As a reference case, we consider a laissez-faire regime, i.e. where monetary policy is conducted in a conventional way (and is thus neutral, see Corollary 2) and no Pigouvian subsidy is applied. Figure 1 shows how asset purchases, which require monetary policy instruments to satisfy  $\kappa \in (0, 1/s)$  and  $s > 1$ , affect market prices and the equilibrium allocation. The effects are computed for a range of values  $\kappa \in (0, 0.75)$  and  $s \in (1, 1.2)$ , while the inflation rate is fixed at a value that implies a strictly positive equilibrium loan rate ( $\pi - 1 = 7\%$ ). All variables are expressed in terms of percentage deviations from their corresponding laissez faire values.

Higher values for the share of purchased loans  $\kappa$  as well as a larger price discount  $s$  increase the effects of the central bank intervention, while their impact on prices and quantities is not unambiguous. As revealed in the first row of Figure 1, higher values for  $\kappa$  and  $s$  reduce the real rate for borrowers  $r_b$ , whereas they tend to raise the real rate for lender  $r_l$ . Notably, the latter is not the case for combinations of low price discounts  $s$  and high shares of purchased loans  $\kappa$ , where lenders receive a larger amount of cash at a small discount, such that they tend to consume more and their real rate  $r_l$  is below the laissez faire case. Overall, the price effects of the policy interventions can be relatively large, in particular for the relative housing price  $q/R^L$ , which can be more than twice as large as in the laissez faire case for a combination of high  $\kappa$  and high  $s$ . Consistently, borrowers consumption also tend to increase in these cases, except for combinations of a low  $s$  and a high  $\kappa$ . The effects on borrowers' housing reveal that a larger share of purchased loans  $\kappa$  tend to raise collateral demand, which is not generally the case for a larger discount  $s$ , where more money is supplied by the central bank per unit of loan.

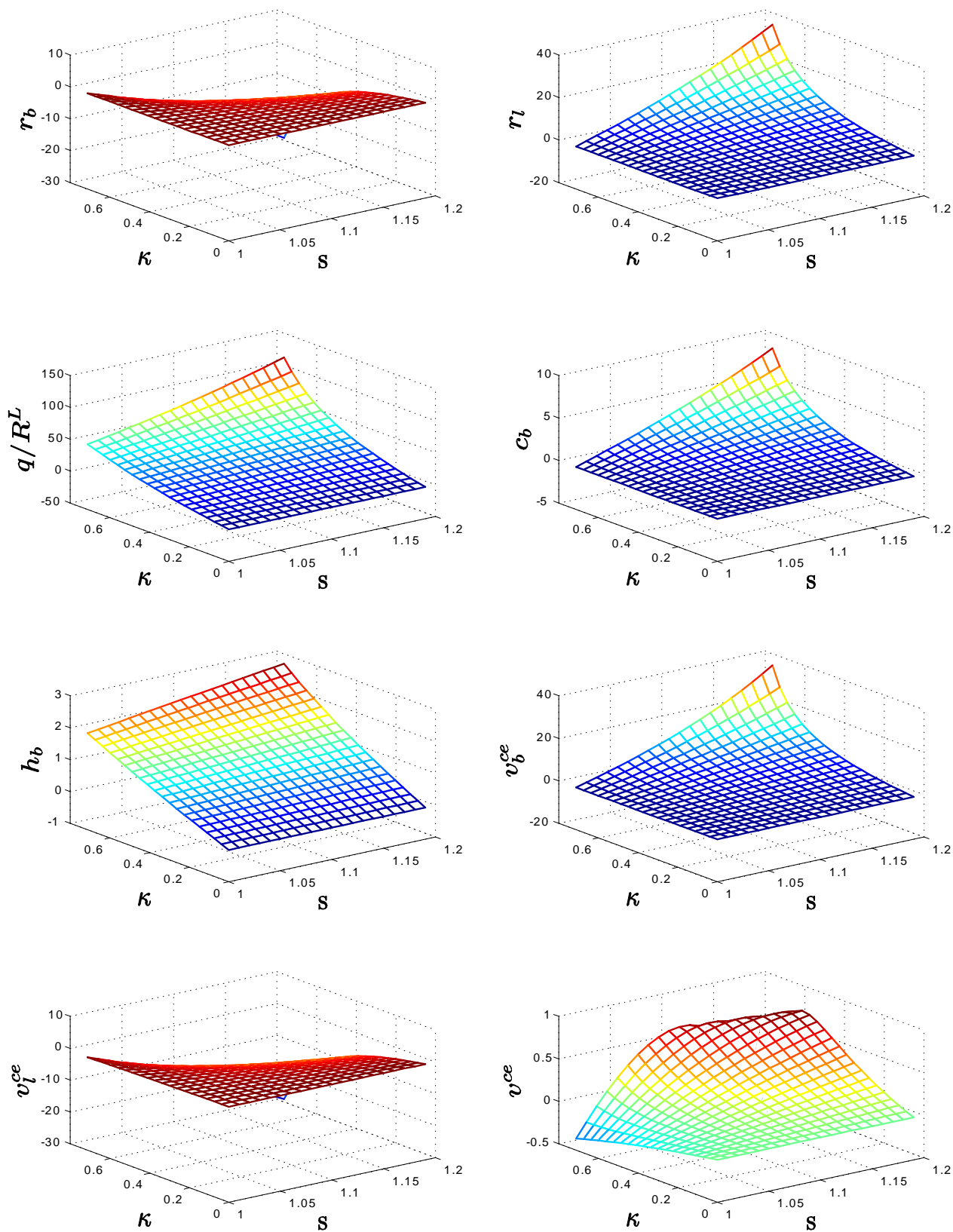


Figure 1: Effects of  $\kappa$  and  $s$  for  $\pi = 1.07$  (in % deviations from laissez faire values)

In the last two rows of Figure 1 we present the welfare effects of asset purchases. For this, we compute the utility values for a representative borrower and a representative lender,  $u(\epsilon_b, c_b, h_b)$  and  $u(\epsilon_l, c_l, h_l)$ , and present the permanent consumption equivalents  $v_b^{ce} = [(1 - \sigma) u(\epsilon_b, c_b, h_b)]^{1/(1-\sigma)}$  and  $v_l^{ce} = [(1 - \sigma) u(\epsilon_l, c_l, h_l)]^{1/(1-\sigma)}$ , as well as ex-ante social welfare,  $v^{ce} = [(1 - \sigma) 0.5\{u(\epsilon_l, c_l, h_l) + u(\epsilon_b, c_b, h_b)\}]^{1/(1-\sigma)}$ . Apparently, welfare of the representative lender falls with larger values for  $\kappa$  and  $s$ , whereas welfare of the representative borrower tends to increase. Notably, the welfare gain for borrowers increases by more than 30% compared to the laissez faire case. Yet, the impact on social welfare is much smaller as the two welfare components are affected in opposite ways. For small values of  $s$ , the distortive effects of asset purchases dominate and social welfare decreases with the fraction of purchased loans compared to the laissez faire case. For larger values of  $s$ , social welfare tends to increase in  $\kappa$  and  $s$ , while changes in social welfare are non-monotonic as the loss of lenders strongly increases for the largest combinations of  $\kappa$  and  $s$ . In total, the welfare gain does not exceed 1% of social welfare under laissez faire.

To see how the monetary policy instruments under asset purchases should be combined in the most efficient way, we refer to the analysis of Section 3.3. We again set the inflation rate, which shifts the associated nominal loan rate, equal to 1.07. We then vary the price discount  $s > 1$  and compute the fraction of purchased loans  $\kappa$  according to the efficiency condition (50) as well as to (43), (44), and  $y = c_l + c$ , where we now apply the utility function (51). Figure 2 shows the macroeconomic effects of a change in  $s$  for two different values for the liquidation share of collateral,  $z = 0.55$  (black solid line) and  $z = 0.45$  (red dashed line), while we mark the associated values of the constrained efficient allocation under the Pigouvian subsidy with (blue) circles ( $\kappa = -\tilde{\tau}^L = 0.31$  for  $z = 0.55$  and  $\kappa = -\tilde{\tau}^L = 0.38$  for  $z = 0.45$ ). All values are now given in absolute terms, except for social welfare  $v^{ce}$ , which is again given in terms of percentage deviations from the corresponding laissez faire value.

As shown in the first line of Figure 2, a higher price discount  $s$  is accompanied by a higher value for the term  $\frac{(1-\kappa)(2-\kappa s)}{1-\kappa s}$ , which implies a relaxation of the borrowing constraint, and a lower share of purchased loans  $\kappa$ , in accordance with the efficiency condition (50). The lower value of  $\kappa$  in fact reduces the wedge  $\frac{1-\kappa}{1-\kappa s}$ , to correct for

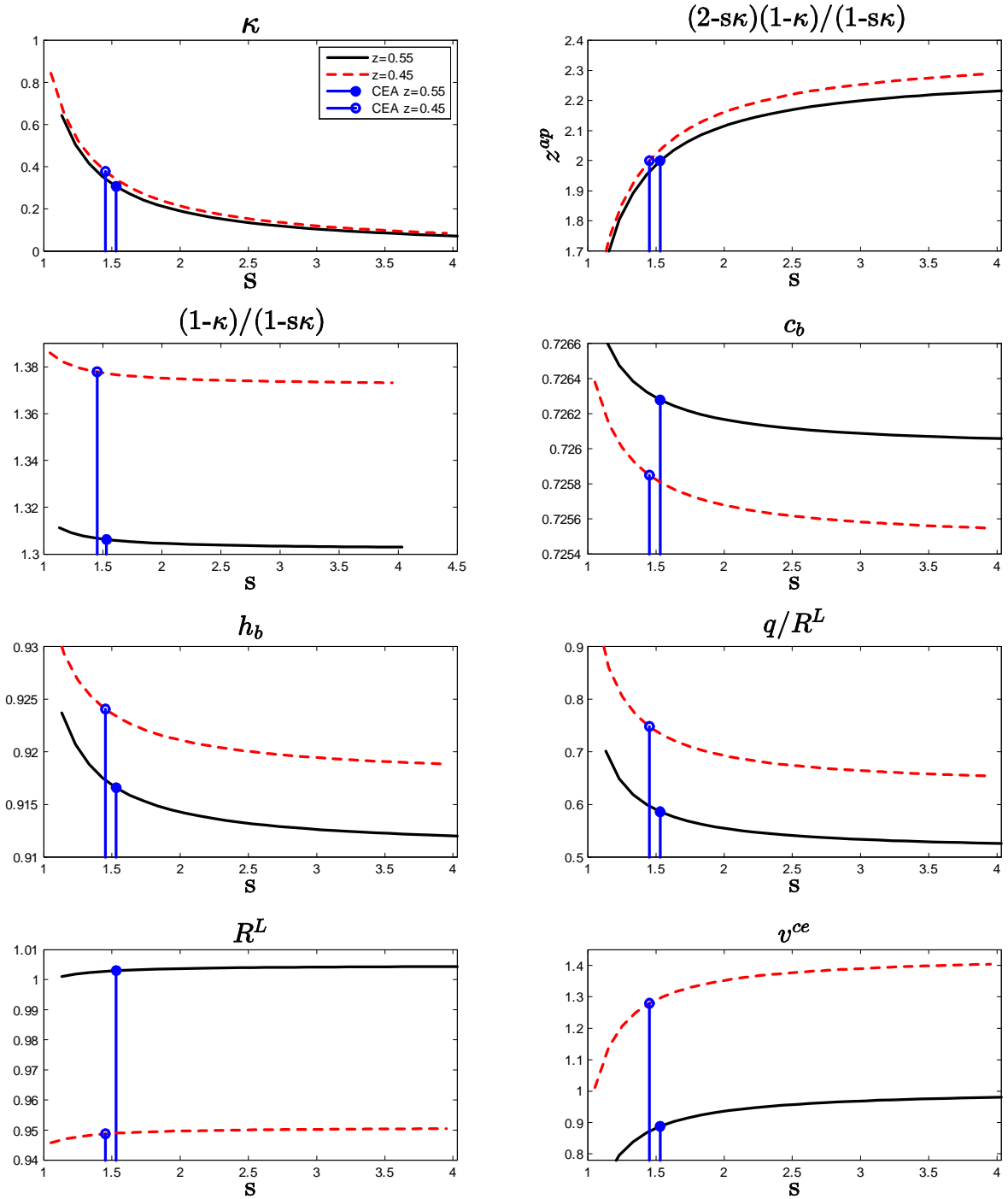


Figure 2: Equilibrium objects under asset purchases and the constrained efficient allocation for variations in  $s$  [Note: All values are given in absolute terms, except for social welfare, which is in % deviations from laissez faire values.]

distortionary effects on market prices and to address the pecuniary externality. As a consequence, the relative price of housing  $q/R^L$  in fact decreases with the price discount  $s$  (consistent with 49). Remarkably, borrowers' consumption and borrowers' housing also decrease with  $s$ , while they nonetheless exceed the laissez faire values ( $c_b^{lf} = 0.699$  and  $h_b^{lf} = 0.903$ ) and the percentage changes in consumption are relatively small, i.e. more than 10 times smaller than for housing. Thus, the relaxation of the borrowing constraint induced by a higher price discount predominantly reduces the demand for collateral.

Overall, an increase in the price discount  $s$  and the associated reduction in  $\kappa$  enhance social welfare compared the constrained efficient allocation under the Pigouvian subsidy by relaxing the collateral requirement. As shown in Proposition 3 and displayed in the last panel of Figure 2, monetary policy can thus raise the welfare gain compared to the constrained efficient allocation. Concretely, the welfare gain under the Pigouvian subsidy of about 0.9% (compared to laissez faire) can be increased up to 1%, with diminishing gains for larger values of the price discount  $s$ . For a more severe collateral constraint, (see red dashed line for  $z = 0.45$ ), the effects of changes in the price discount are comparable, while, intuitively, the absolute welfare gain from policy interventions is larger.

### 4.3 Aggregate risk and state contingent asset purchases

In the final part of the analysis, we introduce aggregate risk, by considering a positive standard deviation  $\sigma_\varepsilon$  for the aggregate income process (52), and examine state contingent asset purchases. Due to aggregate income shocks, welfare losses stemming from credit market imperfections can be amplified in the short-run, i.e. when the economy deviates from a stationary equilibrium due to  $\varepsilon_t \neq 0$ . To understand the welfare enhancing role of state contingent interventions, consider first the laissez faire case. When the economy is hit by an adverse income shock,  $\varepsilon_t < 0$ , consumption of non-durable goods of both types of agents (borrowers and lenders) decreases. As the lenders' demand for housing shifts downward (see 31), the housing price and thereby the value of collateral fall, which tends to tighten the borrowing capacity of agents. In such a situation, a policy that increases the price of collateral and stimulates borrowing can be welfare enhancing, which can in principle be achieved by asset purchases at above market prices.

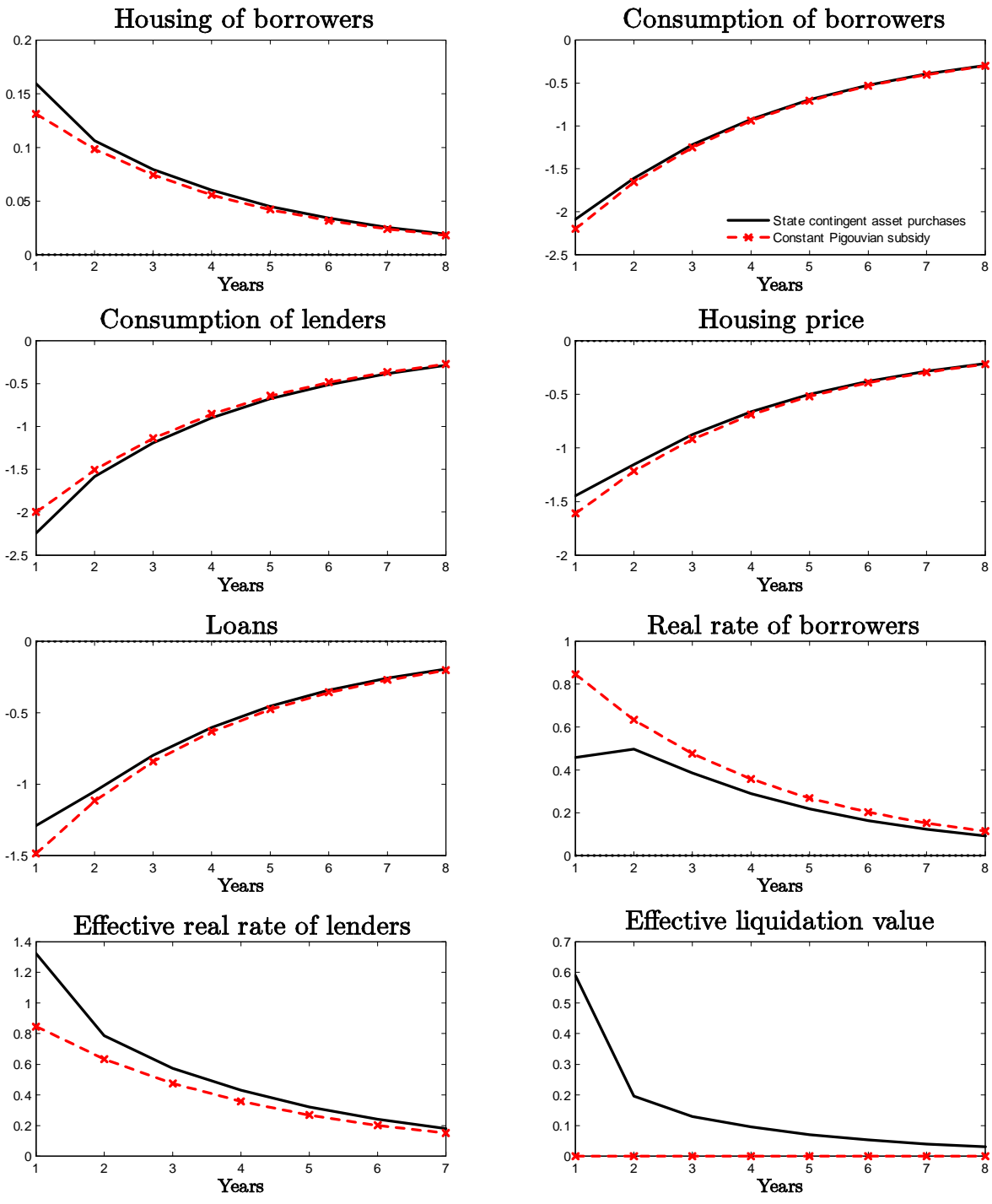


Figure 3: Responses to a minus one st.dev. aggregate income shock (in % deviations from a non-stochastic mean)



To identify welfare enhancing state contingent asset purchases, we set-up the problem of a social planner under uncertainty (see Appendix G). As discussed in Section 4.2, an optimal choice for the fraction of purchased loans  $\kappa$  and the price discount  $s$  would lead to an infinitely large value for the latter, while the welfare gains of increasing  $s$  above the value that implements the constrained efficient allocation under the Pigouvian subsidy are limited (see Figure 2). Hence, for the subsequent analysis we focus on exactly the latter case and show how this asset purchase policy responds to aggregate shocks. Precisely, we set the means for the fraction of purchased loans  $\kappa$  and of the price discount  $s$  to replicate the Pigouvian subsidy without aggregate risk (as in 47), while we set the price discount  $s_t$  in a state contingent way keeping  $\kappa_t$  constant at  $\kappa$ . Following large parts of the literature on Ramsey policies, we disregard the issue of time-inconsistency and restrict our attention to time-invariant processes of the solution to the policy plan. To avoid the policy plan under commitment to exhibit a unit root, we introduce a fixed depreciation of housing to the fraction  $\delta_h$  and an equally sized newly constructed supply of housing, to ensure a fixed supply  $h$  over time (see Appendix G).<sup>23</sup> Apparently, this assumption has neither an impact on the mechanism nor on the main results. The model is then solved by applying a second order perturbation method (implemented in dynare).

Figure 3 presents impulse responses to a negative income shock by one standard deviation, which hits all agents equally. The black solid line shows the responses under the state contingent asset purchase policy, while the red dashed line with crosses shows the responses for the case of a constant Pigouvian subsidy (with the identical long-run equilibrium allocation). Apparently, the adverse income shock reduces consumption of borrowers and lenders. While the differences in the responses of housing and consumption under both regimes are relatively small, differences in the interest rates are much more pronounced. The state contingent intervention via asset purchases apparently mitigates the adverse effects of the income shock on borrowers' consumption and housing by stimulating borrowing via a relaxation of the borrowing constraint, i.e. asset purchases raise

---

<sup>23</sup>For the numerical analysis we set  $\delta_h$  to 1%.

the effective liquidation value of collateral  $\tilde{z}_t$ , where

$$\tilde{z}_t = \frac{z(1-\kappa)(2-\kappa s)}{2(1-\kappa s)},$$

by raising the term  $\frac{(1-\kappa)(2-\kappa s)}{1-\kappa s}$  (see last panel of Figure 3). Compared to the constant Pigouvian subsidy, the state contingent intervention reduces the increase in the real rate of borrowers  $r_{b,t}^{ap}$  and amplifies the increase in the real rate of lenders  $r_{l,t}^{ap}$ . Thus, the state contingent asset purchase policy is countercyclical in the sense that it stimulates (dampens) borrowing in downturns (upturns).

Finally, we demonstrate how an asset purchase policy should respond to an exogenous worsening of financial conditions and examine an unexpected change in the liquidation value of collateral  $z_t$ .<sup>24</sup> A comparison of the responses under the state contingent asset purchase policy and under a constant Pigouvian subsidy (see Figure 4), shows that the former can substantially mitigate the adverse effects of the liquidation value shock on loans and on borrowers' consumption. By raising the price discount  $s_t$ , which tends to lower (raise) the borrowers' (lenders') real interest rate, the central bank reduces the fall in loans, which is associated with an increase in borrowers' housing and thus in the price of housing. While borrowers' consumption decreases under a constant Pigouvian tax, the state contingent asset purchase policy is able to stabilize borrowers' consumption subsequent to the liquidation value shock.

Overall, responses to both types of shocks imply that the ex-post asset purchase policy stimulates borrowing in adverse states and, symmetrically, mitigates the build-up of debt in favorable states of the economy. Thereby, a state contingent asset purchase policy reduces the amplification of macroeconomic shocks due to a positive feedback loop between collateral demand, prices, and borrowing.

## 5 Conclusion

This paper shows that central bank purchases of collateralized debt in secondary markets can enhance social welfare by mitigating inefficiencies induced by financial constraints.

---

<sup>24</sup>Concretely, we assume that  $z_t$  is generated by  $\log z_t = \rho \log z_{t-1} + (1-\rho) \log z_{t-1} + \varepsilon_{z,t}$ , where the  $\varepsilon$ 's are i.i.d. with mean zero and standard deviation  $\sigma_\varepsilon$  (where the parameter values  $\rho$  and  $\sigma_\varepsilon$  are adopted from Section 4.1, for convenience).

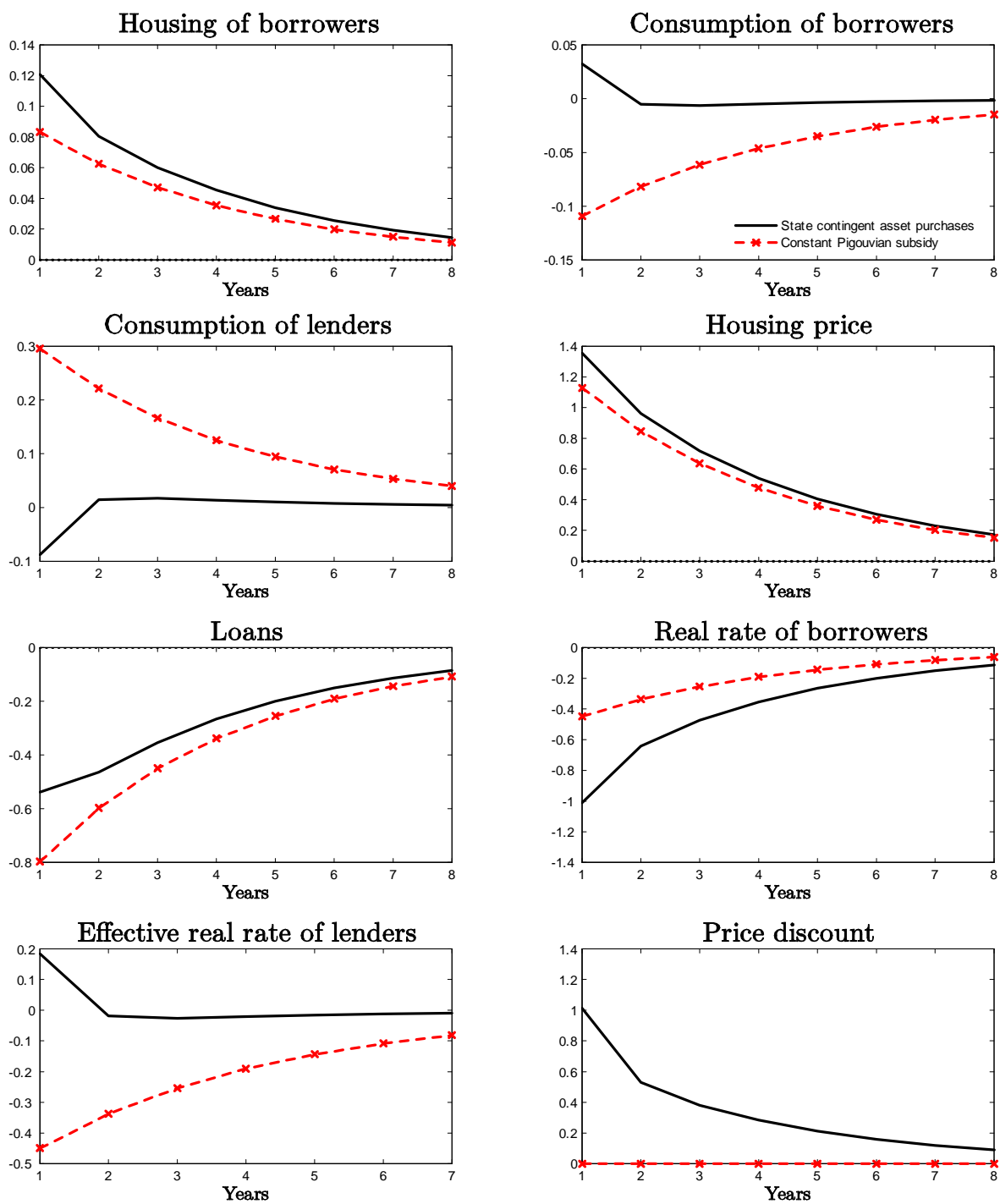


Figure 4: Responses to a minus one st.dev. liquidation value shock (in % deviations from a non-stochastic mean)

An exchange of collateralized debt against central bank money can enhance social welfare by stimulating the private debt market, which is particularly beneficial for borrowers facing relevant borrowing limits. We show that the central bank can incentivize lenders to enhance the supply of funds by purchasing debt securities at an above-market price. This causes the borrower's real interest rate to fall relative to the effective real interest of lenders, such that borrowers consume more and lenders less. Asset purchases can then enhance social welfare by relaxing borrowing conditions and by addressing pecuniary externalities stemming from a collateral constraint. These results are derived without referring to stressed financial markets or to a crisis scenario, implying that purchases of collateralized debt can be a useful monetary policy instrument even in non-crisis times. We further show that under aggregate risk asset purchases should be conducted in a countercyclical way, which can contribute to financial stability by reducing amplification of aggregate shocks via financial markets. Yet, the analysis of the interaction between ex-post interventions via asset purchases and prudential policies is beyond the scope of this paper and is left for future research.

## 6 References

- Andolfatto, D.**, 2013, Incentive-feasible Deflation, *Journal of Monetary Economics* 60, 383-390.
- Araújo A., S. Schommer, and M. Woodford**, 2013, Conventional and Unconventional Monetary Policy with Endogenous Collateral Constraints, *American Economic Journal: Macroeconomics*, forthcoming.
- Auclert, A.**, 2016, Monetary Policy and the Redistribution Channel, manuscript, Princeton University.
- Bianchi, J.**, 2016, Efficient Bailouts?, *American Economic Review*, 106, 3607-59.
- Bianchi, J., and E. Mendoza**, 2017, Optimal Time-Consistent Macroprudential Policy, *Journal of Political Economy*, forthcoming.
- Chen, H., V. Curdia, and A. Ferrero**, 2012, The Macroeconomic Effects of Large-Scale Asset Purchase Programs, *Economic Journal* 122, 289-315.
- Correia I, De Fiore F., P. Teles, and O. Tristani**, 2016, Credit Subsidies, European Central Bank Working Paper Series No. 1877.
- Curdia, V. and M. Woodford**, 2011, The Central-Bank Balance Sheet as an Instrument of Monetary Policy, *Journal of Monetary Economics* 58, 54-79.
- Davila, E. and A. Korinek**, 2017, Pecuniary Externalities in Economies with Financial Frictions, *Review of Economic Studies*, forthcoming.
- De Giorgi, G. and L. Gambetti**, 2012, Consumption Heterogeneity over the Business Cycle, Barcelona GSE Working Paper Series Working Paper 64.
- Del Negro, M., G. Eggertsson, A. Ferrero and N. Kiyotaki**, 2016, The Great Escape? A Quantitative Evaluation of the Fed's Liquidity Facilities, *American Economic Review*, forthcoming.
- Favilukis, J., S.C. Ludvigson, and S. Van Nieuwerburgh**, 2017, The Macroeconomic Effects of Housing Wealth, Housing Finance, and Limited Risk Sharing in General Equilibrium, *Journal of Political Economy* 125, 140-223.
- Gagnon, J., Raskin, M., Remache, J., and B. Sack**, 2011, The Financial Market Effects of the Federal Reserve's Large-Scale Asset Purchases, *International Journal of Central Banking* 7, 3-43.

- Garriga C., F.E. Kydland and R. Sustek**, 2015, Mortgages and Monetary Policy, Meeting Papers 500, Society for Economic Dynamics.
- Gertler, M. and P. Karadi**, 2011, A Model of Unconventional Monetary Policy, *Journal of Monetary Economics* 58, 17-34.
- Gu, Chao, Mattesini, F., and R. Wrigth**, 2016, Money and Credit Redux, *Econometrica* 84, 1-32.
- Hancock D. and W. Passmore**, 2014, Did the Federal Reserve's MBS Purchase Program lower Mortgage Rates?, *Journal of Monetary Economics* 58, 498-514.
- Iacoviello, M.**, 2005, House Prices, Borrowing Constraints, and Monetary Policy in the Business Cycle, *American Economic Review* 95, 739-764.
- Jeanne, O. and A. Korinek**, 2013, Macroprudential Regulation Versus Mopping Up After the Crash, NBER Working Papers 18675.
- Jermann, U., and V. Quadrini**, 2012, Macroeconomic Effects of Financial Shocks, *American Economic Review* 102, 238-271.
- Kiyotaki, N. and J.H. Moore**, 1997, Credit Cycles, *Journal of Political Economy* 105, 211-248.
- Krishnamurthy, A. and A. Vissing-Jorgensen**, 2011, The Effects of Quantitative Easing on Interest Rates: Channels and Implications for Policy, *Brookings Papers on Economic Activity*, 215–287.
- Krishnamurthy, A. and A. Vissing-Jorgensen**, 2012, The Aggregate Demand for Treasury Debt, *Journal of Political Economy* 120, 233-267.
- Krishnamurthy, A., Nagel, S., and A. Vissing-Jorgensen**, 2017, ECB Policies Involving Government Bond Purchases: Impacts and Channels, *Review of Finance*, forthcoming.
- Lucas, R.E., Jr., and N.L. Stokey**, 1987, Money and Interest in a Cash-in-Advance Economy, *Econometrica* 55, 491-513.
- Schabert, A.**, 2015, Optimal Central Bank Lending, *Journal of Economic Theory*, 157, 485-516.
- Stein, J.C.**, 2012, Monetary Policy as Financial-Stability Regulation, *Quarterly Journal of Economics* 127, 57-95.

**Szczerbowicz, U.**, 2015, The ECB Unconventional Monetary Policies: Have they Lowered Market Borrowing Costs for Banks and Governments?, *International Journal of Central Banking* 11, 91-127.

**Wallace, N.**, 1981, A Modigliani-Miller Theorem for Open-Market Operations, *American Economic Review* 71, 267-274.

**Williamson, S.D.**, 2016, Scarce Collateral, the Term Premium, and Quantitative Easing, *Journal of Economic Theory* 164, 136-165.

**Woodford, M.**, 2016, Quantitative Easing and Financial Stability, NBER Working Paper No. 22285.

## Appendix

### A Competitive equilibrium

**Definition 3** A competitive equilibrium is a set of sequences  $\{c_{i,t}, l_{i,t}, i_{i,t}, i_{i,t}^L, \zeta_{i,t}, \lambda_{i,t}, h_{i,t}, m_{i,t}^H, b_{i,t}, m_t^H, b_t, b_t^T, \pi_t, R_t^L, q_t\}_{t=0}^\infty$  satisfying for all  $i \in [0, 1]$

$$\begin{aligned}
\lambda_{i,t} &= \beta E_t [u'(\epsilon_i, c_{i,t+1})/\pi_{t+1}], \\
\frac{1}{R_t^L} &= \beta \frac{E_t [u'(\epsilon_i, c_{i,t+1})/\pi_{t+1}]}{u'(\epsilon_i, c_{i,t})} + \frac{\zeta_{i,t}}{u'(\epsilon_i, c_{i,t})} \\
&\text{or } \frac{1}{R_t^L} = \beta \frac{E_t [u'(\epsilon_i, c_{i,t+1})/\pi_{t+1}]}{u'(\epsilon_i, c_{i,t})} \cdot \frac{1 - \kappa_t}{1 - \kappa_t R_t^L / R_t^m}, \\
c_{i,t} &= i_{i,t} + i_{i,t}^L + m_{i,t-1}^H \pi_t^{-1} - l_{i,t} / R_t^L \text{ if } \psi_{i,t} > 0, \\
&\text{or } c_{i,t} \leq i_{i,t} + i_{i,t}^L + m_{i,t-1}^H \pi_t^{-1} - l_{i,t} / R_t^L \text{ if } \psi_{i,t} = 0, \\
R_t^m i_{i,t} &= \kappa_t^B b_{i,t-1} \pi_t^{-1} \text{ if } \eta_{i,t} > 0, \\
&\text{or } R_t^m i_{i,t} < \kappa_t^B b_{i,t-1} \pi_t^{-1} \text{ if } \eta_{i,t} = 0, \\
R_t^m i_{i,t}^L &= \kappa_t l_{i,t} \text{ if } \mu_{i,t} > 0 \\
&\text{or } R_t^m i_{i,t}^L \leq \kappa_t l_{i,t} \text{ if } \mu_{i,t} = 0, \\
-l_{i,t} &= z_t q_t h_{i,t} \text{ if } \zeta_{i,t} > 0, \\
&\text{or } -l_{i,t} \leq z_t q_t h_{i,t} \text{ if } \zeta_{i,t} = 0, \\
q_t \lambda_{i,t} &= u_{h,i,t} + \zeta_{i,t} z_t q_t + \beta E_t q_{t+1} \lambda_{i,t+1}, \\
i_{i,t} &= (1 + \Omega_t) m_{i,t}^H - m_{i,t-1}^H \pi_t^{-1}, \\
b_t^T &= b_t + m_t^H, \\
b_t^T &= \Gamma b_{t-1}^T / \pi_t,
\end{aligned}$$

$0 = \sum_i l_{i,t}$ ,  $h = \sum_i h_{i,t}$ ,  $y = \sum_i c_{i,t}$ ,  $b_t = \sum_i b_{i,t}$ , and  $m_t^H = \sum_i m_{i,t}^H$ , where the multipliers  $\psi_{i,t}$ ,  $\mu_{i,t}$ , and  $\eta_{i,t}$  satisfy

$$\begin{aligned}
\psi_{i,t} &= u'(\epsilon_i, c_{i,t}) - \beta E_t [u'(\epsilon_i, c_{i,t+1})/\pi_{t+1}] \geq 0, \\
\mu_{i,t} &= [(1/R_t^m) - (1/R_t^L)] u'(\epsilon_i, c_{i,t}) / (1 - \kappa) \geq 0, \\
\sum_i \eta_{i,t} &= \sum_i [u'(\epsilon_i, c_{i,t})/R_t^m] - \beta E_t \sum_i [u'(\epsilon_i, c_{i,t+1})/\pi_{t+1}] \geq 0,
\end{aligned}$$

and the transversality conditions, a monetary policy setting  $\{R_t^m \geq 1, \kappa_t^B > 0, \kappa_t \in [0, 1], \Omega_t > 0\}_{t=0}^\infty$ , given  $\Gamma > 0$ ,  $\{y_t\}_{t=0}^\infty$ , and initial values  $m_{i,-1}^H = m_{-1}^H > 0$ ,  $b_{i,-1} = b_{-1} > 0$ ,  $h_{i,-1} = h_{-1} = 1$  and  $b_{-1}^T > 0$ .

Let  $c_{l,t} = 2 \sum_{l,i} c_{l,i,t}$ ,  $h_{l,t} = 2 \sum_{l,i} h_{l,i,t}$ ,  $l_{l,t} = 2 \sum_{l,i} l_{l,i,t}$ ,  $\lambda_{l,t} = 2 \sum_{l,i} \lambda_{l,i,t}$ ,  $i_{l,t} = 2 \sum_{l,i} i_{l,i,t}$ ,  $c_{b,t} = 2 \sum_{b,i} c_{b,i,t}$ ,  $h_{b,t} = 2 \sum_{b,i} h_{b,i,t}$ ,  $l_{b,t} = 2 \sum_{b,i} l_{b,i,t}$ ,  $\lambda_{b,t} = 2 \sum_{b,i} \lambda_{b,i,t}$ , and  $i_{b,t} = 2 \sum_{b,i} i_{b,i,t}$ . Based on the Assumptions 1 and 2 and the law of large numbers, the set of conditions that describe the behavior for a representative lender, i.e. a representative



agent drawing  $\epsilon_b$  in period  $t$ , is given by

$$0.5m_{t-1}^H\pi_t^{-1} + 0.5b_{t-1}\pi_t^{-1} + l_{l,t} (1 - 1/R_t^L) + 0.5y_t + 0.5\tau_t \quad (53)$$

$$= m_{l,t}^H + (b_{l,t}/R_t) + 0.5 (i_{l,t} + i_{b,t}) (R_t^m - 1) + c_{l,t} + q_t (h_{l,t} - 0.5h)$$

$$\lambda_{l,t} = \epsilon_l(\delta - c_{l,t})/R_t^L, \quad (54)$$

$$q_t\lambda_{l,t} = \gamma - h_{l,t} + \beta E_t q_{t+1} 0.5 (\lambda_{l,t+1} + \lambda_{b,t+1}), \quad (55)$$

$$\frac{\epsilon_l(\delta - c_{l,t})}{R_t^L} = \beta E_t \left[ \frac{0.5(\epsilon_l(\delta - c_{l,t+1}) + \epsilon_b(\delta - c_{b,t+1}))}{\pi_{t+1}} \right], \quad (56)$$

$$c_{l,t} = 0.5 (i_{l,t} + i_{b,t}) + 0.5m_{t-1}^H\pi_t^{-1} - l_{l,t}/R_t^L, \quad (57)$$

where  $m_{l,t-1}^H = \sum_{l,i} m_{l,i,t-1}^H = 0.5m_{t-1}^H$ ,  $b_{l,t-1} = \sum_{l,i} b_{l,i,t-1} = 0.5b_{t-1}$ , and  $h_{l,t-1} = \sum_{l,i} h_{l,i,t-1} = 0.5h$ . Note that (57) accounts for treasury open market operations being conducted before idiosyncratic shocks are drawn. Applying the Assumptions 1 and 3, the set of conditions describing the behavior of a representative borrower, i.e. a representative agent drawing  $\epsilon_b$  in period  $t$ , is

$$0.5m_{t-1}^H\pi_t^{-1} + 0.5b_{t-1}\pi_t^{-1} + l_{b,t} (1 - 1/R_t^L) + 0.5y_t + 0.5\tau_t \quad (58)$$

$$= m_{b,t}^H + (b_{b,t}/R_t) + 0.5 (i_{l,t} + i_{b,t}) (R_t^m - 1) + c_{b,t} + q_t (h_{b,t} - 0.5h),$$

$$\lambda_{b,t} = \beta E_t [0.5(\epsilon_l(\delta - c_{l,t+1}) + \epsilon_b(\delta - c_{b,t+1}))/\pi_{t+1}], \quad (59)$$

$$q_t\lambda_{b,t} = \gamma - h_{b,t} + \zeta_{b,t}zq_t + \beta E_t q_{t+1} 0.5 (\lambda_{l,t+1} + \lambda_{b,t+1}), \quad (60)$$

$$\frac{\epsilon_b(\delta - c_{b,t})}{R_t^L} = \beta E_t \left[ \frac{0.5(\epsilon_l(\delta - c_{l,t+1}) + \epsilon_b(\delta - c_{b,t+1}))}{\pi_{t+1}} \right] + \zeta_{b,t}, \quad (61)$$

$$c_{b,t} = 0.5 (i_{l,t} + i_{b,t}) + 0.5m_{t-1}^H\pi_t^{-1} - l_{b,t}/R_t^L, \quad (62)$$

$$-l_{b,t} = zq_t h_{b,t}, \quad (63)$$

where  $m_{b,t-1}^H = \sum_{b,i} m_{b,i,t-1}^H = 0.5m_{t-1}^H$ ,  $b_{b,t-1} = \sum_{b,i} b_{b,i,t-1} = 0.5b_{t-1}$ , and  $h_{b,t-1} = \sum_{b,i} h_{b,i,t-1} = 0.5h$ . Using that  $h = h_{l,t} + h_{b,t}$ ,  $l_t = l_{l,t} = -l_{b,t}$ , and that (54), (56), and (59) imply  $\lambda_t = \lambda_{b,t} = \lambda_{l,t}$ , and substituting out  $\zeta_{b,t}$ ,  $\lambda_t$ , and  $l_t$ , leads to the set of conditions (24)-(28).

## B Proof of Proposition 1

The problem of the social planner problem (33), which aims at maximizing ex-ante social welfare, can be written as a static

$$\begin{aligned} \max_{c_b, c_l, h_b} \min_{\chi_1, \chi_2} (1 - \beta)^{-1} \{ & [u(\epsilon_b, c_b, h_b) + u(\epsilon_l, c_l, h - h_b)] \\ & + \chi_1 [y - c_b - c_l] + \chi_2 [2zh_b \cdot (q/R^L) - c_b + c_l] \}, \end{aligned} \quad (64)$$

where  $(q/R^L) = \frac{1}{1-\beta} u_{h_l}/u_{c_l}$ . The first order conditions are  $u_{c_b} = \chi_1 + \chi_2$ ,

$$\begin{aligned} u_{c_l} &= \chi_1 - \chi_2 (1 + 2zh_b \cdot [\partial(q/R^L)/\partial c_l]), \\ u_{h_l} - u_{h_b} &= \chi_2 (2z \cdot (q/R^L) + 2zh_b \cdot [\partial(q/R^L)/\partial h_b]), \end{aligned}$$

where  $\partial(q/R^L)/\partial c_l = \frac{u_{h_l}}{1-\beta} (-u_{c_l c_l})/u_{c_l}^2 > 0$  and  $\partial(q/R^L)/\partial h_b = \frac{1}{1-\beta} (-u_{h_l h_l})/u_{c_l} > 0$ . Substituting out the multipliers  $\chi_1$  and  $\chi_2$  as well as  $(q/R^L)$  with  $(q/R^L) = \frac{1}{1-\beta} u_{h_l}/u_{c_l}$ , we get the following condition for the constrained efficient allocation

$$\frac{u_{c_b} - u_{c_l}}{u_{h_l} - u_{h_b}} \frac{z}{1 - \beta} \frac{u_{h_l}}{u_{c_l}} = \frac{1 + zh_b \cdot [\partial(q/R^L)/\partial c_l]}{1 + [\partial(q/R^L)/\partial h_b] \cdot h_b/(q/R^L)}. \quad (65)$$

To disclose the implications for the tax/subsidy rate, which is associated with this policy, we compare (65) with the competitive equilibrium condition (32), which can be rewritten as

$$\frac{(1 - \tau^L)u_{c_b} - u_{c_l}}{u_{h_l} - u_{h_b}} \frac{z}{1 - \beta} \frac{u_{h_l}}{u_{c_l}} = 1. \quad (66)$$

Apparently, the LHS of (66) differs from the LHS of (65) only by the tax rate  $\tau^L$ , while the RHSs differ due to the derivatives of the relative price  $(q/R^L)$ . For  $z(q/R^L) \cdot [\partial(q/R^L)/\partial c_l] < [\partial(q/R^L)/\partial h_b] \Leftrightarrow$

$$z(q/R^L) \frac{-u_{c_l c_l}}{u_{c_l}} < \frac{-u_{h_l h_l}}{u_{h_l}}, \quad (67)$$

the RHS of (65) is smaller than one, implying a subsidy  $\tau^L < 0$ . Inserting the derivatives of the utility function (23),  $u_{c_l} = \epsilon_l(\delta - c_l)$ ,  $u_{c_l c_l} = -\epsilon_l$ ,  $u_{h_l} = \gamma - (h - h_b)$ ,  $u_{h_l h_l} = -1$ , and using the constraints  $c_b - c_l = 2zh_b(q/R^L)$  and  $y = c_l + c_b$ , the inequality (67) can

be rewritten as

$$\frac{1-\beta}{z}\epsilon_l\left(\frac{c_b-c_l}{2h_b}\right)^2 < 1.$$

Using that (29) implies  $h_b \geq 0.5h$ ,  $\epsilon_l < 1$ , and that  $y = h = 1$ , we can conclude that  $(1-\beta)/z \leq 1$  is a sufficient condition for (67) and thus for borrowing subsidy to be required for the implementation of the constrained efficient allocation  $\tau^L < 0$ .

We further seek to identify the impact of a subsidy on consumption and housing of the representative borrower. For this, we apply the competitive equilibrium conditions (28), (66), and  $c_b - c_l = 2zh_b \frac{\gamma - (h - h_b)}{(1-\beta)\epsilon_l(\delta - c_l)}$ , and substitute out  $c_l$  with  $c_l = y - c_b$  to get  $F(\tau^L, h_b, c_b) = 0$  and  $G(h_b, c_b) = 0$ , where

$$F(\tau^L, h_b, c_b) = \frac{(1-\tau^L) \cdot \epsilon_b(\delta - c_b) - \epsilon_l(\delta - y + c_b)}{(2h_b - h)(1-\beta)\epsilon_l(\delta - y + c_b)(1/z)} - \frac{1}{\gamma - h + h_b},$$

$$G(h_b, c_b) = 2zh_b \frac{\gamma - (h - h_b)}{(1-\beta)\epsilon_l(\delta - y + c_b)} - 2c_b + y.$$

The partial derivatives of  $G(h_b, c_b)$ , where  $G_x$  abbreviates  $\partial G/\partial x$ , are given by

$$G_{h_b} = 2z \frac{2h_b - h + \gamma}{\epsilon_l(\delta - y + c_b)(1-\beta)} > 0, \quad G_{c_b} = -2 \left( \frac{z}{\epsilon_l(1-\beta)} \frac{h_b(\gamma - h + h_b)}{(c_b - y + \delta)^2} + 1 \right) < 0,$$

implying  $\partial h_b/\partial c_b = -G_{c_b}/G_{h_b} > 0$ . The partial derivatives of  $F(\tau^L, h_b, c_b)$  are given by

$$F_{\tau^L} = -\frac{\epsilon_b(\delta - c_b)}{\epsilon_l(1-\beta)(2h_b - h)(\delta - y + c_b)(1/z)} < 0, \quad F_{h_b} = -\frac{2\gamma - h}{(2h_b - h)(\gamma - h + h_b)^2} < 0,$$

$$F_{c_b} = -\frac{2\epsilon_b(\delta - y/2)(1-\tau^L)}{\epsilon_l(\delta - y + c_b)^2(1-\beta)(2h_b - h)(1/z)} < 0.$$

Thus, consumption of the representative borrower decreases with the tax rate, since

$$\partial c_b/\partial \tau^L = -(G_{h_b}F_{\tau^L})/(F_{c_b}G_{h_b} - F_{h_b}G_{c_b}) < 0.$$

Hence, introducing a subsidy  $\tau^L < 0$  increases consumption and housing of the representative borrower (by  $\partial h_b/\partial c_b > 0$ ). Given that consumption (housing) of lenders decreases for a given aggregate supply (stock of housing), the lenders' consumption Euler equation (24), which can be written as  $1 = \beta 0.5[1 + \epsilon_b(\delta - c_b)/(\epsilon_l(\delta - c_l))](R^L/\pi)$ , further implies that the real interest rate increases with the subsidy. ■

## C Monetary policy instruments under asset purchases

Suppose that government bonds are supplied at a rate that is not identical to the inflation target,  $\Gamma \neq \pi^*$ . Then, the total stock of bonds  $b_t^T = b_t + m_t^H$  might grow or shrink in a long-run equilibrium at a constant rate  $\Gamma/\pi$  (see 42). The money demand condition (40) then requires for constant steady state values  $c_b$ ,  $R^L$ ,  $h_b$ ,  $q$ , and  $z$ , that the term  $\tilde{m}_t = (1 + \Omega_t)m_t^H$  is also constant in the long-run. Rewriting (41), and (42) as  $\kappa_t^B b_t = R_t^m \pi_t [\tilde{m}_t - \tilde{m}_{t-1}(1 + \Omega_{t-1})^{-1} \pi_t^{-1}]$  and  $[b_t + \tilde{m}_t/(1 + \Omega_t)] = \Gamma [b_{t-1} + \tilde{m}_{t-1}/(1 + \Omega_{t-1})] / \pi_t$ , and substituting out  $b_t$  and  $b_{t-1}$ , gives

$$\begin{aligned} & \left[ \frac{\pi_t R_t^m}{\kappa_t^B} \left( \tilde{m}_t - \frac{\tilde{m}_{t-1} \pi_t^{-1}}{1 + \Omega_{t-1}} \right) + \frac{\tilde{m}_{t-1}}{1 + \Omega_{t-1}} \right] \\ &= \frac{\Gamma}{\pi_{t-1}} \left[ \frac{\pi_{t-1} R_{t-1}^m}{\kappa_{t-1}^B} \left( \tilde{m}_{t-1} - \frac{\tilde{m}_{t-2} \pi_{t-1}^{-1}}{1 + \Omega_{t-2}} \right) + \frac{\tilde{m}_{t-2}}{1 + \Omega_{t-2}} \right]. \end{aligned} \quad (68)$$

Taking the limit  $t \rightarrow \infty$  of both sides of (68), we can use that for a constant long-run inflation rate  $\pi$  and a constant policy rate  $R^m$  a steady state is characterized by a constant value for  $\tilde{m}_t$ . The term in the square brackets in (68), i.e. the total supply of short-term treasuries, grows/shrinks with the constant rate  $\Gamma/\pi$ . When the growth rate of bonds exceeds the inflation rate,  $\Gamma > \pi$ , this can be guaranteed by a permanently shrinking value for  $\kappa_t^B$ . Thus, the central bank can let  $\kappa_t^B$  shrink at the rate  $\pi/\Gamma < 1$  and can let the share of money supplied outright,  $1/\Omega_t = M_t^H/M_t^R$ , go to zero in the long-run, i.e. it can set  $\kappa_t^B$  and  $1/\Omega_t$  according to  $\lim_{t \rightarrow \infty} \kappa_t^B/\kappa_{t-1}^B = \pi/\Gamma$  and  $\lim_{t \rightarrow \infty} 1/\Omega_t = 0$  if  $\Gamma > \pi$ .

For  $\Gamma < \pi$ , the term in the square bracket in (68) permanently shrinks, which can not be supported by a growing value  $\kappa_t^B$  without violating the restriction  $\kappa_t^B \leq 1$ . In this case, the central bank can keep  $\kappa_t^B$  constant and can let the share  $\Omega_t$  of money supplied under repos grow in a long-run equilibrium. For  $\Gamma < \pi$ , it can thus set  $\Omega_t$  in the long-run according to  $\lim_{t \rightarrow \infty} (1 + \Omega_t) / (1 + \Omega_{t-1}) = \pi/\Gamma > 1$ .

## D A CRRA version with representative agents

**Definition 4** A competitive equilibrium of the economy with preferences satisfying (51) and wealth redistribution within households consists of a set of sequences  $\{c_{b,t}, c_{l,t}, \pi_t, R_t^L, h_{b,t}, q_t, b_t, b_t^T, m_t^H\}_{t=0}^\infty$  satisfying

$$(1 - \tau^L)\epsilon_b c_{b,t}^{-\sigma} / R_t^L = \beta E_t[0.5(\epsilon_b c_{b,t+1}^{-\sigma} + \epsilon_l c_{l,t+1}^{-\sigma}) / \pi_{t+1}] + \gamma((h - h_{b,t})^{-\sigma} - h_{b,t}^{-\sigma}) / [q_t (69)$$

$$\epsilon_l c_{l,t}^{-\sigma} / R_t^L = \beta E_t[0.5(\epsilon_b c_{b,t+1}^{-\sigma} + \epsilon_l c_{l,t+1}^{-\sigma}) / \pi_{t+1}] \frac{1 - \kappa_t}{1 - \kappa_t R_t^L / R_t^m}, \quad (70)$$

$$q_t \epsilon_l c_{l,t}^{-\sigma} \frac{1/R_t^L - \kappa_t / R_t^m}{1 - \kappa_t} = \gamma (h - h_{b,t})^{-\sigma} + \beta E_t \left[ q_{t+1} \epsilon_l c_{l,t+1}^{-\sigma} \frac{1/R_{t+1}^L - \kappa_{t+1} / R_{t+1}^m}{1 - \kappa_{t+1}} \right], \quad (71)$$

$$c_{b,t} - c_{l,t} \leq z q_t h_{b,t} [(2/R_t^L) - (\kappa_t / R_t^m)], \quad (72)$$

$$c_{l,t} + c_{b,t} = y_t, \quad (73)$$

$$0.5(1 + \Omega_t) m_t^H \geq c_{b,t} + z_t q_t h_{b,t} / R_t^L, \quad (74)$$

$$\kappa_t^B b_{t-1} \pi_t^{-1} / R_t^m \geq (1 + \Omega_t) m_t^H - m_{t-1}^H \pi_t^{-1}, \quad (75)$$

$$b_t^T = \Gamma b_{t-1}^T / \pi_t, \quad (76)$$

$$b_t^T = b_t + m_t^H, \quad (77)$$

the transversality conditions, a monetary policy setting  $\{R_t^m \geq 1, \kappa_t \in [0, 1], \kappa_t^B > 0, \Omega_t > 0\}_{t=0}^\infty$ , a tax/subsidy  $\tau^L$ , given  $\{y_t\}_{t=0}^\infty, \Gamma > 0, b_{-1}^T > 0, b_{-1} > 0$ , and  $m_{-1}^H > 0$ .

The first best allocation apparently satisfies  $\epsilon_b c_{b,t}^{-\sigma} = \epsilon_l c_{l,t}^{-\sigma}$  and  $h_{b,t} = h_{l,t} = 2h$ . Under binding borrowing, liquidity, and money supply constraints, a competitive equilibrium without aggregate risk consists of a set  $\{c_l, c_b, R^L, h_b, q\}$  satisfying

$$1/R^L = \beta (c_l^\sigma / \epsilon_l) 0.5(\epsilon_b c_b^{-\sigma} + \epsilon_l c_l^{-\sigma}) \pi^{-1} \frac{1 - \kappa}{1 - \kappa R^L / R^m}, \quad (78)$$

$$(1 - \tau^L)\epsilon_b c_b^{-\sigma} = R^L \beta 0.5(\epsilon_b c_b^{-\sigma} + \epsilon_l c_l^{-\sigma}) \pi^{-1} + R^L (\gamma / qz) ((h - h_b)^{-\sigma} - h_b^{-\sigma}), \quad (79)$$

$$\gamma (h - h_b)^{-\sigma} = q (1 - \beta) \epsilon_l c_l^{-\sigma} \frac{1/R^L - \kappa / R^m}{1 - \kappa}, \quad (80)$$

$$c_b - c_l = z q h_b [(2/R^L) - (\kappa / R^m)], \quad (81)$$

$$y = c_l + c_b, \quad (82)$$

for a monetary policy setting  $\{1 \leq R^m < R^L, \kappa \in [0, 1), \pi > \beta\}$ , and a tax/subsidy  $\tau^L$ . Once the set  $\{c_l, c_b, R^L, h_b, q\}$  is determined, the values  $m^H$  and  $b$  are given by  $m^H = (c_b - z q h_b / R^L) \frac{1}{0.5(1+\Omega)}$  and  $b = \frac{R^m \pi}{\kappa^B} (1 + \Omega - \pi^{-1}) m^H$  given  $\kappa^B$  and  $\Omega$ .

## E Pigouvian subsidy under CRRA preferences

In this Appendix, we consider an economy under CRRA preferences and pooling of wealth within households as summarized in Definition 4. We will show that a constrained efficient allocation is again associated with a lump-sum financed borrowing subsidy, as already shown for the case of linear-quadratic preferences (see Proposition 1). Consider the economy as given in Definition 4 for  $y_t = y$ ,  $R^m = R^L$ , and  $\pi_t = \pi$ . Given that conventional monetary policy measures do not affect the allocation and we restrict the tax/subsidy rate also to be constant, the equilibrium allocation and prices are time-invariant. Hence, the set  $\{c_l, c_b, R^L, h_b, q\}$  has to satisfy (79), (82)

$$\epsilon_l c_l^{-\sigma} / R^L = \beta 0.5 (\epsilon_b c_b^{-\sigma} + \epsilon_l c_l^{-\sigma}) / \pi, \quad (83)$$

$$c_b - c_l \leq z q h_b 2 / R^L, \quad (84)$$

$$\gamma (h - h_b)^{-\sigma} = q \beta (1 - \beta) 0.5 (\epsilon_b c_b^{-\sigma} + \epsilon_l c_l^{-\sigma}) / \pi, \quad (85)$$

given  $\{\tau^L, \pi\}$ . Substituting out the housing price  $q$  with (85) in (84), leads to

$$0 \leq z h_b 2 \frac{\gamma (h - h_b)^{-\sigma}}{(1 - \beta) \epsilon_l c_l^{-\sigma}} - c_b + c_l, \quad (86)$$

where we further used (83) to substitute out the real rate  $R^L / \pi$ .

**Proposition 4** *Consider an economy without aggregate risk, with preferences satisfying (51), and wealth redistribution within households. The constrained efficient allocation can be implemented by a subsidy on borrowing, if but not only if  $\epsilon_b / \epsilon_l \leq 3^\sigma$ .*

**Proof.** The problem of a social planner, who aims at maximizing social welfare (21) by setting the tax/subsidy rate  $\tau^L$ , can again be summarized as (64). Likewise, a constrained efficient allocation is associated with a borrowing subsidy if (67) is satisfied. Applying the partial derivatives of the CRRA utility function (51),  $u_{c_l} = \epsilon_l c_l^{-\sigma}$ ,  $u_{c_l c_l} = -\sigma u_{c_l} / c_l$ ,  $u_{h_l} = \gamma (h - h_b)^{-\sigma}$ ,  $u_{h_l h_l} = -\sigma u_{h_l} (h - h_b)^{-1}$ , we can rewrite (67) as  $((c_b / c_l) - 1) (h / h_b - 1) - 2 < 0$ . Since the ratio  $c_b / c_l$  is smaller under a binding borrowing constraint than under first best,  $(c_b^* / c_l^*) = (\epsilon_b / \epsilon_l)^{1/\sigma}$  and  $h / 2 \leq h_b \Leftrightarrow (h / h_b) - 1 \leq 1$  holds, we can conclude that  $((c_b / c_l) - 1) (h / h_b - 1) - 2 < ((\epsilon_b / \epsilon_l)^{1/\sigma} - 1) (h / h_b - 1) - 2 \leq (\epsilon_b / \epsilon_l)^{1/\sigma} - 3$ . Hence, the constrained efficient allocation requires a subsidy,  $\tau^L < 0$ , if but not only if the preference shock satisfies  $\epsilon_b / \epsilon_l \leq 3^\sigma$ . ■

## F A model of a real economy

To demonstrate that the main mechanisms of the model do neither rely on the monetary friction (i.e. the cash-in-advance constraint) nor on loans maturing within a period, we briefly consider an alternative version of the model in this appendix. As in Section 4.2, we consider – for convenience – a continuum of households with a continuum of members, who share financial wealth and durables at the end of each period. In contrast to the previous versions, we disregard money and specify the economy entirely in real terms. Abstracting from government bonds, the budget constraint of a household member  $i$  then reads

$$(1 + r_{t-1}^L) l_{i,t-1} + y_t + \tau_t \geq l_{i,t} + c_{i,t} + q_t (h_{i,t} - h_{i,t-1}), \quad (87)$$

where  $r_{t-1}^L$  is the real interest rate on one-period loans  $l_{i,t}$ . The collateral constraint is given by

$$-l_{b,t} \leq zq_t h_{b,t}. \quad (88)$$

While the real collateral constraint (88) corresponds to the nominal version (4), the timing of this version changes slightly. Following the specification of Favilukis et al. (2017), the value of collateral is here measured before maturity, which can be rationalized by the borrowers' possibility to renegotiate the debt contract in the issuance period. Maximizing lifetime utility subject to (87) and (88) leads to the following first order conditions

$$\begin{aligned} \lambda_{b,t} &= u_{c_{b,t}}, \quad \lambda_{l,t} = u_{c_{l,t}}, \\ \lambda_{b,t} &= \beta 0.5 (1 + r_t^L) E_t (\lambda_{b,t+1} + \lambda_{l,t+1}) + \zeta_{b,t}, \quad \lambda_{l,t} = \beta 0.5 (1 + r_t^L) E_t [0.5 (\lambda_{b,t+1} + \lambda_{l,t+1})] \\ q_t \lambda_{b,t} &= u_{h_{b,t}} + \zeta_{b,t} z q_t + \beta E_t q_{t+1} 0.5 (\lambda_{b,t+1} + \lambda_{l,t+1}), \quad q_t \lambda_{l,t} = u_{h_{l,t}} + \beta E_t q_{t+1} 0.5 (\lambda_{b,t+1} + \lambda_{l,t+1}) \end{aligned}$$

Combining the binding budget constraints to  $-2l_{b,t} = (c_{b,t} - c_{l,t}) + q_t (h_{b,t} - h_{l,t})$ , and substituting out the multipliers and loans (with the binding collateral constraint (88)), we can define a competitive equilibrium as a set of sequences  $\{c_{b,t}, c_{l,t}, r_t^L, h_{b,t}, q_t\}_{t=0}^{\infty}$

satisfying  $y_t = c_{b,t} + c_{l,t}$ ,

$$u_{c_l,t} = \beta E_t [0.5(u_{c_l,t+1} + u_{c_b,t+1}) \cdot (1 + r_t^L)], \quad (89)$$

$$u_{c_b,t} = \beta E_t [0.5(u_{c_l,t+1} + u_{c_b,t+1}) \cdot (1 + r_t^L)] + [(u_{h_l,t} - u_{h_b,t})q_t^{-1} + (u_{c_b,t} - u_{c_l,t})]/z, \quad (90)$$

$$u_{c_l,t}q_t = u_{h_l,t} + \beta E_t [0.5(u_{c_l,t+1} + u_{c_b,t+1})q_{t+1}], \quad (91)$$

$$c_{b,t} - c_{l,t} = q_t (2\widehat{z}h_{b,t} + h), \quad (92)$$

where  $\widehat{z} = z - 1/2$  is positive for reasonable values for  $z$ . Notably, the constraint on the consumption differential (92) closely relates to the corresponding condition in the monetary economy (see 27). Now introduce a Pigouvian tax/subsidy on borrowing, such that the LHS of (90) changes to  $(1 - \tau_t^L)u_{c_b,t}$ . Then, the conditions (89) and (90), which determine the real interest rate and the tax/subsidy rate for a given allocation, do not constitute binding constraints for a social planner who chooses a welfare maximizing allocation subject to (91), (92), and  $y = c_b + c_l$ . Considering the case without aggregate risk the problem of the social planner can be summarized as

$$\begin{aligned} \max_{c_b, c_l, h_b} \min_{\chi_1, \chi_2} (1 - \beta)^{-1} \{ & [u(\epsilon_b, c_b, h_b) + u(\epsilon_l, c_l, h - h_b)] \\ & + \chi_1 [y - c_b - c_l] + \chi_2 [(2\widehat{z}h_b + h) \cdot q - c_b + c_l] \}, \end{aligned} \quad (93)$$

where  $q = u_{h_l}/\Xi$  and  $\Xi = u_{c_l} - \beta 0.5(u_{c_l} + u_{c_b}) > 0$ . The first order conditions are given by

$$\begin{aligned} u_{c_b} &= \chi_1 + \chi_2 (1 - (2\widehat{z}h_b + h) \cdot [\partial q / \partial c_b]), \\ u_{c_l} &= \chi_1 - \chi_2 (1 + (2\widehat{z}h_b + h) \cdot [\partial q / \partial c_l]), \\ u_{h_l} - u_{h_b} &= \chi_2 (2\widehat{z} \cdot q + (2\widehat{z}h_b + h) \cdot [\partial q / \partial h_b]), \end{aligned}$$

and can – by substituting out the multipliers – be combined to

$$\frac{u_{c_b} - u_{c_l}}{u_{h_l} - u_{h_b}} \frac{u_{h_l}}{\Xi} \widehat{z} = \frac{2 + (2\widehat{z}h_b + h) \cdot ((\partial q / \partial c_l) - (\partial q / \partial c_b))}{2 + (2\widehat{z}h_b + h) \cdot (\partial q / \partial h_b) / (q\widehat{z})}. \quad (94)$$



Combining (89) and (90), gives the competitive equilibrium condition  $(1 - \tau_t^L)u_{c_b,t} = u_{c_l,t} + [(u_{h_l,t} - u_{h_b,t})q_t^{-1} + (u_{c_b,t} - u_{c_l,t})]/z$ , which simplifies without aggregate risk to

$$\left( \frac{(1 - \tau^L)u_{c_b} - u_{c_l}}{(u_{h_l} - u_{h_b})} z - \frac{u_{c_b} - u_{c_l}}{u_{h_l} - u_{h_b}} \right) \frac{u_{h_l}}{\Xi} = 1. \quad (95)$$

It can easily be seen that the RHS of (94) is smaller than one if

$$(z - 1/2)q [(\partial q/\partial c_l) - (\partial q/\partial c_b)] < \partial q/\partial h_b, \quad (96)$$

which implies for the LHSs of (94) and (95):  $\frac{u_{c_b} - u_{c_l}}{u_{h_l} - u_{h_b}} \frac{u_{h_l}}{\Xi} \widehat{z} < \frac{(1 - \tau^L)z u_{c_b} - z u_{c_l} - (u_{c_b} - u_{c_l})}{u_{h_l} - u_{h_b}} \frac{u_{h_l}}{\Xi} \Rightarrow 0 < \frac{1}{z^2} (1 - \frac{u_{c_l}}{u_{c_b}}) < -\tau^L$ . Hence, the implementation of a constrained efficient allocation requires a subsidy if (96) holds, which can be using the partial derivatives  $\partial q/\partial c_b = u_{h_l} \beta 0.5 u_{c_b c_b} \Xi^{-2} < 0$ ,  $\partial q/\partial c_l = -u_{h_l} u_{c_l c_l} (1 + \beta 0.5) \Xi^{-2} > 0$ , and  $\partial q/\partial h_b = -u_{h_l h_l} / \Xi > 0$ , be rewritten as

$$(z - 1/2)q \frac{-u_{c_l c_l} + \beta 0.5 (u_{c_l c_l} - u_{c_b c_b})}{u_{c_l} - \beta 0.5 (u_{c_l} + u_{c_b})} < \frac{-u_{h_l h_l}}{u_{h_l}}. \quad (97)$$

Comparing (96) and (97) with the corresponding expressions for the monetary economy, i.e.  $z(q/R^L) \cdot [\partial(q/R^L)/\partial c_l] < [\partial(q/R^L)/\partial h_b]$  and  $z(q/R^L) \frac{-u_{c_l c_l}}{u_{c_l}} < \frac{-u_{h_l h_l}}{u_{h_l}}$  (see 67), shows that the conditions for the constrained efficient allocations to require a subsidy (instead of a tax) are qualitatively unchanged. A subsidy is again required for the implementation of the constrained efficient allocation if changes in housing demand dominates changes in consumption demand with regard to their impact on the (relative) price of housing.

To see how the central bank instruments under asset purchases can in principle be replicated by fiscal instruments, we additionally introduce a tax on the current stock of housing. The first order condition (91) then changes to  $(1 + \tau_t^h) q_t u_{c_l,t} = u_{h_l,t} + \beta E_t q_{t+1} 0.5 (u_{c_l,t+1} + u_{c_b,t+1})$ . Without aggregate risk, the housing price then satisfies  $q = u_{h_l} / [(1 + \tau^h) u_{c_l} - \beta 0.5 (u_{c_l} + u_c)]$  and the difference between borrowers' and lenders' consumption is given by

$$c_b - c_l = \frac{u_{h_l}}{(1 + \tau^h) u_{c_l} - \beta 0.5 (u_{c_l} + u_c)} \cdot (\widehat{z} h_b + h).$$

Hence, a subsidy on housing,  $\tau^h < 0$ , can in principle replicate the second channel of asset purchases. By raising the housing price  $q$  the borrowing constraint can be relaxed,

which can enhance efficiency compared to the constrained efficient allocation just under the Pigouvian subsidy. As an alternative, one can introduce a tax on consumption.

## G Asset purchases under aggregate risk

Suppose that housing depreciates every period at the rate  $\delta_h$ , while new housing is constructed at the same rate, such that total supply again equals  $h$ . For an individual agent, the investment decision in housing is then described by

$$q_t \epsilon_l c_{l,t}^{-\sigma} \frac{1/R_t^L - \kappa_t/R_t^m}{1 - \kappa_t} = \gamma (h - h_{b,t})^{-\sigma} + \beta E_t (1 - \delta_h) q_{t+1} \epsilon_l c_{l,t+1}^{-\sigma} \frac{1/R_{t+1}^L - \kappa_{t+1}/R_{t+1}^m}{1 - \kappa_{t+1}}, \quad (98)$$

instead of (71). For the analysis of an optimal asset purchase policy, we apply the conditions (69), (70), (72), (73), and (98) and define

$$\tilde{z}_t = \frac{z (2 - \kappa_t s_t) (1 - \kappa_t)}{2 (1 - \kappa_t s_t)}, \quad (99)$$

$$x_t = \frac{q_t}{R_t^L} \frac{1 - \kappa_t s_t}{1 - \kappa_t}, \quad (100)$$

where  $s_t = R_t^L/R_t^m$ . Further combining (69) and (70) to

$$\epsilon_b c_{b,t}^{-\sigma} (q_t/R_t^L) = \frac{1 - \kappa_t s_t}{1 - \kappa_t} \epsilon_l c_{l,t}^{-\sigma} (q_t/R_t^L) + \gamma ((h - h_{b,t})^{-\sigma} - h_{b,t}^{-\sigma})/z, \quad (101)$$

and recalling that the policy maker has two instruments at his disposal to adjust the two terms  $\frac{(2 - \kappa_t s_t)(1 - \kappa_t)}{1 - \kappa_t s_t}$  and  $\frac{1 - \kappa_t s_t}{1 - \kappa_t}$ , the constraints for an optimal choice of the set of sequences  $\{c_{b,t}, c_{l,t}, h_{b,t}, x_t, \tilde{z}_t\}_{t=0}^{\infty}$  are given by (73)

$$c_{b,t} - c_{l,t} \leq \tilde{z}_t h_{b,t} 2x_t, \quad (102)$$

$$\epsilon_l c_{l,t}^{-\sigma} x_t = \gamma (h - h_{b,t})^{-\sigma} + \beta E_t \epsilon_l c_{l,t+1}^{-\sigma} (1 - \delta_h) x_{t+1}, \quad (103)$$

while  $\frac{1 - \kappa_t s_t}{1 - \kappa_t}$  has to be set according to (101). For a given sequence  $\{\tilde{z}_t\}_{t=0}^{\infty}$ , the planer problem under commitment can be summarized as  $\max_{\{c_{b,t}, c_{l,t}, h_{b,t}, x_t\}_{t=0}^{\infty}} E \sum_{t=0}^{\infty} \beta^t [u(\epsilon_b, c_{b,t}, h_{b,t}) + u(\epsilon_l, c_{l,t}, h - h_{b,t})]$  subject to (73), (102), and (103). Neglecting the conditions for period

$t = 0$ , the solution to the policy problem has to satisfy the following first order conditions

$$\begin{aligned}
0 &= \epsilon_b c_{b,t}^{-\sigma} - \mu_t - \lambda_t, \\
0 &= \epsilon_l c_{l,t}^{-\sigma} + \mu_t - \lambda_t - \sigma \psi_t \epsilon_l c_{l,t}^{-\sigma-1} x_t + \sigma \psi_{t-1} (1 - \delta_h) \epsilon_l c_{l,t}^{-\sigma-1} x_t, \\
0 &= \gamma \left( h_{b,t}^{-\sigma_h} - ((h - h_{b,t})^{-\sigma_h}) \right) + \mu_t \tilde{z}_t 2x_t - \psi_t \sigma_h \gamma (h - h_{b,t})^{-\sigma_h-1}, \\
0 &= \mu_t \tilde{z}_t h_{b,t} 2 + \psi_t \epsilon_l c_{l,t}^{-\sigma} - \psi_{t-1} (1 - \delta_h) \epsilon_l c_{l,t}^{-\sigma},
\end{aligned}$$

where  $\lambda_t$ ,  $\mu_t$ , and  $\psi_t$  denote the multiplier on the constraints (73), (102), and (103), respectively. Notably, the last condition would imply a unit root in the multiplier  $\psi_t$  under a binding borrowing constraint,  $\mu_t > 0$ , if there were no depreciation of housing ( $\delta_h = 0$ ). Eliminating  $\lambda_t$  and  $\mu_t$  with the first two conditions, leads to

$$\begin{aligned}
0 &= \gamma \left( h_{b,t}^{-\sigma_h} - ((h - h_{b,t})^{-\sigma_h}) \right) + \left( \epsilon_b c_{b,t}^{-\sigma} - \epsilon_l c_{l,t}^{-\sigma} \right) \tilde{z}_t x_t \\
&\quad + \left( \psi_t - \psi_{t-1} (1 - \delta_h) \right) \sigma \epsilon_l c_{l,t}^{-\sigma-1} x_t \tilde{z}_t x_t - \psi_t \sigma_h \gamma (h - h_{b,t})^{-\sigma_h-1}, \tag{104}
\end{aligned}$$

$$0 = \left( \epsilon_b c_{b,t}^{-\sigma} - \epsilon_l c_{l,t}^{-\sigma} \right) \tilde{z}_t h_{b,t} + \left( \psi_t - \psi_{t-1} (1 - \delta_h) \right) \left( \sigma \epsilon_l c_{l,t}^{-\sigma-1} x_t \tilde{z}_t h_{b,t} + \epsilon_l c_{l,t}^{-\sigma} \right). \tag{105}$$

Hence, the allocation under the optimal plan is a set of sequences  $\{h_{b,t}, c_{b,t}, c_{l,t}, x_t, s_t, \psi_t, \tilde{z}_t\}_{t=0}^{\infty}$  satisfying (73), (99), (101), (102), (103), (104), and (105). Figure 3 then shows impulse responses for a fixed value of  $\kappa$  that implements the long-run constrained efficient allocation under the Pigouvian subsidy.